

**ORDINANCE NO. 2022-45**

**INTRODUCED BY MAYOR AND COUNCIL AS A WHOLE**

**AN ORDINANCE ACCEPTING OPIOID SETTLEMENT FUNDS  
AND DIRECTING PLACEMENT OF SUCH FUNDS IN A  
SEPARATE FUND, AND DECLARING AN EMERGENCY**

**WHEREAS**, the Village has been notified by the Ohio Attorney General that the first payment of funds from the OneOhio Settlement with the opioid distributors McKesson Corporation, Cardinal Health, Inc., and AmerisourceBergen Corporation is being distributed to eligible local governments including the Village of Oakwood; and

**WHEREAS**, the State Auditor has recommended that the Village accept the Settlement Funds from the OneOhio Subdivision Settlement with McKesson Corporation, Cardinal Health, Inc. and AmerisourceBergen Corporation (“Settlement Funds”) subject to the adoption of an Ordinance that the local government’s share of the Ohio Settlement Funds be placed in a separate fund and be used only for the approved purposes as required by OneOhio MOU.

**NOW THEREFORE, BE IT ORDAINED** by the Council of the Village of Oakwood, County of Cuyahoga, and State of Ohio:

**SECTION 1.** The Village of Oakwood hereby agrees to accept the OneOhio Opioid Settlement Funds pursuant to the OneOhio MOU and that such Settlement Funds be placed in a separate fund called the OneOhio Opioid Settlement Fund and used only for the approved purposes required by the OneOhio MOU.


**SECTION 2.** Prior to expending any of the Settlement Funds in the OneOhio Opioid Settlement Fund the Village official requesting use of such Settlement Funds shall provide a written explanation how the expenditure meets the approved purposes definition of the OneOhio MOU, Village Council approval shall first be obtained, and that each expenditure be tracked, and adequate documentation of the expenditure be maintained by the Finance Director of the Village of Oakwood.


**SECTION 3.** That actions of this Council concerning and relating to the passage of this legislation were adopted in lawful meetings of this Council and that all deliberations of this Council and of any of its committees that resulted in such formal action were in compliance with all legal requirements, including Chapter 114 of the Codified Ordinances of the Village of Oakwood.

**SECTION 4.** This Ordinance is hereby declared to be an emergency measure immediately necessary for the preservation of the public peace, health and safety of the inhabitants of the Village and for the further reason that it is necessary to enact this Ordinance immediately in order to accept and segregate the subject funds into a proper fund and provide for the expenditure of the funds in accordance with the OneOhio MOU; wherefore, provided it receives the affirmative vote of at least two-thirds (2/3) of all members elected to Council, this

Ordinance shall be in full force and effect from and immediately upon its passage and approval by the Mayor, otherwise it shall take effect and be in force after the earliest period allowed by law.

PASSED: 8/24/2020

  
Christine Morgan, Clerk of Council


  
Johnnie A. Warren, President of Council

Presented to the  
Mayor 8/25/2020

Approved: 8/25/2020


  
Mayor, Gary V. Gottschalk

I, Christine Morgan, Clerk of Council of the Village of Oakwood, County of Cuyahoga and State of Ohio, do hereby certify that the foregoing Ordinance No. 2022-45 was duly and regularly passed by this Council at the meeting held on the 24<sup>th</sup> day of August, 2022.

  
Christine Morgan, Clerk of Council

### POSTING CERTIFICATE

I, Christine Morgan, Clerk of Council of the Village of Oakwood, County of Cuyahoga and State of Ohio, do hereby certify that Ordinance No. 2022-45 was duly posted on the 25<sup>th</sup> day of August, 2022, and will remain posted for a period of fifteen (15) days thereafter in accordance with the Ordinances and Charter of the Village.

  
Christine Morgan, Clerk of Council

DATED: 8/25/2020

# OHIO AUDITOR OF STATE KEITH FABER



---

## Auditor of State Bulletin Bulletin 2022-003

---

**DATE ISSUED:** March 10, 2022

**TO:** All County, City, Township, Village Officials and Independent Public Accountants

**FROM:** Keith Faber  
Ohio Auditor of State

**SUBJECT:** OneOhio Opioid Settlement

Ohio reached an \$808 million agreement with the three largest distributors of opioids. The state developed the OneOhio plan, a mechanism to ensure that any money from a negotiated settlement is distributed fairly to the communities hit hardest by the opioid crisis.

The settlement agreement allocates 30% to local governments (LG Share), 55% to a foundation that will distribute funds to projects, and 15% to the Office of the Ohio Attorney General as Counsel for the State of Ohio. This bulletin will focus on the allocation of settlement proceeds provided directly to local governments in the LG Share.

The purpose of this bulletin is to emphasize the separate accountability and accounting guidance for the LG Share of the OneOhio Opioid Settlement Funds (OneOhio Funds).

### **Approved Uses of the Local Government Share**

OneOhio Funds must be utilized in a manner consistent with the “Approved Purposes” definition in the OneOhio memorandum of understanding (MOU). According to the MOU, the Funds must be used for “evidence-based forward-looking strategies, programming and services used to (i) expand the availability of treatment for individuals affected by substance use disorders, (ii) develop, promote and provide evidence-based substance use prevention strategies, (iii) provide substance use avoidance and awareness education, (iv) decrease the oversupply of licit and illicit opioids, and (v) support recovery from addiction services performed by qualified and appropriately licensed providers[.]”

Additionally, Exhibit A of the MOU sets forth agreed Ohio Opioid Abatement Strategies.

The Ohio Opioid Abatement Strategy includes three main components:

1. Strategies for Community Recovery: Included but not limited to prevention, treatment, recovery support and community recovery projects (examples include child welfare, law enforcement strategies and other infrastructure supports). These strategies have a hyper-local focus that allows communities to collaborate and expand necessary services to their community.
2. Strategies for Statewide Innovation & Recovery: Included but not limited to strategies included in Community Recovery Component but also projects that promote statewide change and regional development for prevention, treatment, recovery supports and community recovery (examples include regional treatment hubs, drug task forces, data collection and dissemination). This component also includes research and development to understand how to better serve individuals and families in Ohio.
3. Strategies for Sustainability: Ohio's addiction and mental health epidemic was not created overnight, and it will not go away immediately. By collaborating to share resources and knowledge, Ohio's state and local communities can build a sustainable financing strategy and infrastructure to reverse the damage that has been done and prevent future epidemics and crises.

The LG Share of the OneOhio Funds can also be used for past expenditures that are consistent with the approved purposes definition.

#### **Accounting for the Local Government Share**

Ohio Rev. Code §5705.09(F) requires subdivisions to establish separate funds for each class of revenue derived from a source other than the general property tax, which the law requires to be used for a particular purpose. Additionally, Ohio Rev. Code §5705.10(I) states that money paid into a fund must be used only for the purposes for which such fund is established.

Before the local government receives its portion from the state, the Auditor of State (AOS) recommends that each participating subdivision accepting the Funds provide by a written ordinance or resolution that the LG Share of the OneOhio Funds shall be placed in a separate fund and used only for the approved purposes as required by the OneOhio MOU. As the special fund is created under Ohio Rev. Code § 5705.09(F), local governments do not need to seek AOS approval for establishing this new fund.

AOS recommends that each participating subdivision accepting OneOhio Funds clearly document their rationale for each expenditure. This documentation is best provided by legislation adopted by the entity's legislative body explaining how the expenditure meets the approved purposes definition of the OneOhio MOU. To aid in our future audit work, we also ask that each expenditure be carefully tracked and adequate documentation of the expenditure be maintained.

For any expenditures previously made by a local government that are eligible for reimbursement with moneys from the LG Share, the local government must pass an ordinance or resolution that identifies

the prior expenditures and explains its determination that expenditures are for approved purposes consistent with the OneOhio MOU.

If local governments are using OneOhio Opioid Settlement dollars to reimburse expenditures from another fund, local governments have two options:

***Reallocation method*** - Local governments should receipt the OneOhio Opioid Settlement dollars into the special revenue fund. If the original expenditure was made in the same fiscal year, the local government can reallocate the original expenditure from the original fund to the special revenue fund. Local governments should maintain documentation to support the reallocation. Local governments on the Uniform Accounting Network (UAN) system should refer to UAN for information on how to properly handle reallocations of expenditures in the UAN system. For guidance UAN provided to users to reallocate/reimburse receipts and expenditures using Coronavirus Relief Fund awards, click [here](#). Similar steps will apply to OneOhio Opioid Settlement dollars.

***Invoice method*** - Local governments should receipt the OneOhio Opioid Settlement dollars into the special revenue fund. Management should prepare a detailed invoice documenting the fund that reported the original expenditure of allowable cost(s) (Original Fund), charge the invoice to the OneOhio Opioid Settlement Fund, and record a reduction of the appropriate expenditure if the reimbursement is within the same fiscal year as the original expenditure. Miscellaneous revenue may be a better choice if the reimbursement relates to a prior fiscal year. Some judgment may be needed to determine the best presentation of these amounts in each particular circumstance. Local governments should charge the appropriate functions/objects within the OneOhio Opioid Settlement Fund based on the billing received from the Original Fund. This method is most useful when the original expenditures were made in one year and receipt of the OneOhio Opioid dollars money didn't occur until the following year.

The AOS encourages recipients of OneOhio Funds to consult with their legal counsel as they plan to utilize the Funds.

## Questions

This bulletin is not intended to answer all questions that local governments may have. AOS will continue to provide updated guidance.

If you have any questions regarding the information presented in the Bulletin, please contact the Center for Audit Excellence at the Auditor of State's Office at (800) 282-0370.



Keith Faber  
Ohio Auditor of State

## **EXHIBIT 1**

### **OneOhio Summary of Proposed Settlement with AmerisourceBergen, Cardinal Health and McKesson**

A settlement proposal is being presented to you for your consideration concerning the opioid litigation with AmerisourceBergen, Cardinal Health and McKesson (the Distributors). The settlement is being offered by the Distributors for resolution of governmental entity claims in the State of Ohio. The proposal utilizes the structure of the OneOhio agreement between the State of Ohio and its subdivisions, subject to one modification discussed below

Under the proposal, the Distributors will pay up to an estimated \$804,865,429 to the State of Ohio and its subdivisions over 18 years. Under the OneOhio agreement, these funds will be distributed according to the following allocation: 15% directly to the State of Ohio; 30% directly to subdivisions; and 55% to the OneOhio Foundation (to be utilized for the benefit of the subdivisions across the State of Ohio). Most of the money will be restricted in use and specifically earmarked for abatement of the Opioid Epidemic. Developed in consultation with the nation's leading public health experts, the list of pre-approved uses includes a wide range of intervention, treatment, education, and recovery services so that the state and its subdivisions can decide what will serve their communities.

Participation levels (the percentage of Ohio cities and counties who agree to the deal) will affect how much money the State of Ohio and its subdivisions will receive. About 45% of abatement funds are in the form of "incentive payments" which provide incentives for higher levels of participation. With the goal of getting funds to the community as fast as possible, if 95% participation is reached, abatement funds will begin flowing to the State of Ohio and its subdivisions as early as this year. Portions of the annual payment to each state may be subject to "suspension" (i.e., placed in escrow) in the event primary subdivisions bring or expand litigation against the distributors past specified suspension deadlines.

Because 45% of the funds are paid in the form of incentive payments, in order for the State of Ohio and its subdivisions to maximize recovery under the proposed settlement, it is critical that participation meets or exceeds 95%. The following is a summary of the base payment and incentive structure:

- Once a state agrees to participate, it is eligible to receive 55% of the funds as a "base payment."
- The remaining 45% can be obtained through a combination of "incentive payments."
- "Incentive A" is up to 40% of the remaining funds. Incentive A is paid if the State of Ohio enacts legislation to release all pending claims and prohibit subdivisions who have not brought claims from bringing them in the future. To allow time for the State to enact legislation, Incentive A will be paid in the first two payments, regardless of whether the legislation has been passed. Any overpayment in year one and two will offset future

payment. If Incentive A is not achieved, the State of Ohio can obtain the same amount of funds through Incentives B and C. Incentives B and C are alternatives to Incentive A.

- “Incentive B” is up to 25% off the remaining funds. Incentive B is paid on a sliding scale depending on the population of Litigating Subdivisions that are Participating Subdivisions compared to total population of all Litigating Subdivisions in the State. Must have at least 85% to get any share of Incentive B.
- “Incentive C” is up to 15% of the remaining funds. Incentive C is paid on a sliding scale depending on the population of Litigating Subdivisions and of Non Litigating Subdivisions that have a population over 30,000 that are Participating Subdivisions compared to the total population of all Litigating Subdivisions and of all Non Litigating Subdivisions with a population over 30,000 in the state. Must have at least 60% to get any share of Incentive C.
- “Incentive D” is 5% of the remaining funds. Incentive D is paid at the end of 5 years if the State of Ohio has had no later Litigating Subdivisions bring suit and proceed past preliminary motions in the prior 5 years.

To reach an agreement with the Distributors, our short-term goal is to have 95% of Litigating Subdivisions participate. If the 95% threshold is achieved, the floor for Ohio recovery is 70% of the estimated \$804,865,429.

Regardless of the participation level, Distributors will make the first two years’ payments at 95% of the estimated \$804,865,429, with adjustments occurring in year 3 and beyond.

During the two period, our goal is to either achieve Incentive A or Incentives B & C, for a continued 95% payout.

The settlement is only open to governmental entities. Claims brought on behalf of private individuals and businesses (including third-party payers like health and welfare funds and insurers) are not included (and are not released), although individuals, businesses and payers will benefit from the Opioid Remediation funding and injunctive relief provided in the settlements.

In an effort to reduce attorney fees for the subdivisions and potentially increase recovery to the Foundation, attorneys for the subdivisions have agreed to amend OneOhio such that any attorney fees paid by the Distributors for contingency contracts and funding of the Local Government Fee Fund (“LGFF”) from OneOhio will be used to satisfy contingency contracts. Previously OneOhio called for 60% of the LGFF to be utilized for common benefit assessment in the national litigation. By utilizing 100% the LGFF for the contingency fees, there becomes a greater likelihood that the LGFF will have a surplus, which, would revert to the Foundation for the benefit of all subdivisions. Any attorney or law firm receiving fees through this settlement would have their contingency fees capped at no more than a 25% and be required to waive enforcement against their client of any amounts owed in excess of fees recovered through the LGFF.

In addition to money to be used for abatement of the effects of the Opioid epidemic, the settlement provides robust injunctive relief that will require the Distributors make significant changes in the way they conduct their business. Among other changes, the Distributors must follow substantially increased and improved measures to identify suspicious orders and pharmacy customers, under the oversight of an independent third-party monitor. The Distributors each must begin using a clearinghouse that accounts not only for their own opioid shipments, but the shipments of the other distributors. This enables, for the first time, a truer picture of overall opioids distribution and requires drug distributors to alter their shipments based on the shipments by others. This clearinghouse will use the Distributors' collective data to establish pharmacy-specific opioid shipment limits that each Distributor must follow.

Finally, we ask that you review "Allocations to Ohio Municipalities" (Exhibit 5) to understand the amount of money your subdivision would receive as their direct 30% share through this proposal. Attorneys fees have already been deducted in Exhibit 5. You will note that there are two numbers listed as direct payment allocations. The lower number is the amount your subdivision is estimated to recover if we reach the short-term threshold of 95% of Litigating Subdivisions participating. This will result in a 70% payout. The higher number represents the amount your subdivision is estimated to recover if we meet Incentive A or the 100% participation level. You will also note two numbers under the heading "Foundation Regional Total" at both 70% and 100% allocation payouts. These numbers represent the total allocation to your region.

The following is an example of Region 2 at 100% allocation:

City of Cincinnati – Direct Allocation	\$3,872,795.76
Hamilton County – Direct Allocation	\$11,796,568.08
Other subdivisions in Hamilton County – Direct Allocation	\$3,219,273.16
Cincinnati / Hamilton Region 2 – Foundation Allocation	\$36,396,145.01
<b>Total to Cincinnati / Hamilton Region 2:</b>	<b>\$55,284,782.01</b>



# Base/Bonus Structure

## Base Payment – 55%

### Option 1:

- **Bonus A** – Legislative bar to subdivision litigation – 40%

### Option 2:

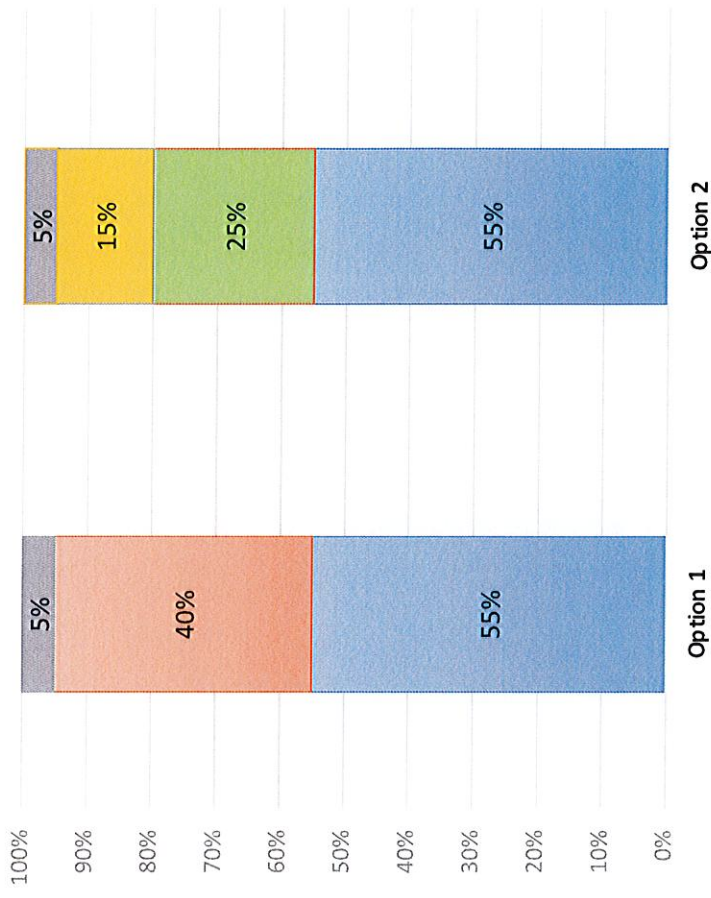
- **Bonus B** – Sign-on of currently litigating subdivisions – up to 25%
- **Bonus C** – Sliding scale based on sign-on by 60% or more litigating and non-litigating subdivisions with population above 30,000 – up to 15%

### Either Option:

- **Bonus D** – Paid if no future subdivision litigation for 5 years after settlement agreement – 5%

## Distributors

(McKesson, Cardinal Health & AmerisourceBergen)



## ESTIMATED POTENTIAL SETTLEMENT AMOUNTS ONLY

Subdivision	Region	Direct Payment to Subdivision - 70%	Direct Payment to Subdivision - 100%	Average of Foundation Regional Total at 70%	Average of Foundation Regional Total at 100%
<b>Northfield Village</b>	Region 05	\$ 28,893.25	\$ 41,276.07	\$ 5,829,292.48	\$ 8,327,560.68
<b>Northwest Township</b>	Region 16	\$ 476.45	\$ 680.64	\$ 3,484,680.00	\$ 4,978,114.29
<b>Northwood City</b>	Region 17	\$ 21,720.34	\$ 31,029.05	\$ 8,538,233.53	\$ 12,197,476.47
<b>Norton City</b>	Region 05	\$ 52,781.23	\$ 75,401.76	\$ 5,829,292.48	\$ 8,327,560.68
	Region 19	\$ 7.05	\$ 10.08	\$ 18,460,697.28	\$ 26,372,424.69
<b>Norwalk City</b>	Region 19	\$ 94,746.56	\$ 135,352.22	\$ 18,460,697.28	\$ 26,372,424.69
<b>Norwalk Township</b>	Region 19	\$ 1,374.26	\$ 1,963.23	\$ 18,460,697.28	\$ 26,372,424.69
<b>Norwich Township   FRANKLIN COUNTY</b>	Region 01	\$ 124,343.05	\$ 177,632.93	\$ 30,845,669.85	\$ 44,065,242.64
<b>Norwich Township   HURON COUNTY</b>	Region 19	\$ 774.23	\$ 1,106.04	\$ 18,460,697.28	\$ 26,372,424.69
<b>Norwich Village</b>	Region 12	\$ 109.49	\$ 156.41	\$ 6,134,324.33	\$ 8,763,320.48
<b>Norwood City</b>	Region 02	\$ 159,837.92	\$ 228,339.88	\$ 25,477,301.51	\$ 36,396,145.01
<b>Nottingham Township</b>	Region 11	\$ 322.93	\$ 461.33	\$ 8,884,635.63	\$ 12,692,336.61
<b>Oak Harbor Village</b>	Region 17	\$ 6,093.02	\$ 8,704.31	\$ 8,538,233.53	\$ 12,197,476.47
<b>Oak Hill Village</b>	Region 10	\$ 1,402.36	\$ 2,003.38	\$ 7,572,821.33	\$ 10,818,316.18
<b>Oakwood City</b>	Region 08	\$ 93,810.48	\$ 134,014.97	\$ 22,270,316.03	\$ 31,814,737.19
<b>Oakwood Village   CUYAHOGA COUNTY</b>	Region 03	\$ 22,619.12	\$ 32,313.03	\$ 10,014,097.95	\$ 14,305,854.22
<b>Oakwood Village   PAULDING COUNTY</b>	Region 16	\$ 860.59	\$ 1,229.42	\$ 3,484,680.00	\$ 4,978,114.29
<b>Oberlin City</b>	Region 19	\$ 73,786.71	\$ 105,409.59	\$ 18,460,697.28	\$ 26,372,424.69
<b>Obetz Village</b>	Region 01	\$ 1,787.56	\$ 2,553.66	\$ 30,845,669.85	\$ 44,065,242.64
<b>Octa Village</b>					

# National Opioid Settlement

## Frequently Asked Questions about the National Opioid Settlement [Subject to ongoing corrections and updates]

### 1. Which Entities Are Eligible to Participate?

These settlements are open only to states and subdivisions. Claims brought on behalf of private individuals and businesses (including private hospitals and private third-party payers) are not included (and will not be released).

All states may participate in the J&J settlement and all states except West Virginia may participate in the Distributors settlement.[1] Washington DC and the five U.S. Territories[2] are treated as states in the settlements. Within a settling state, political subdivisions may participate, including all county, municipal, and township governments and any other subdivision that has filed a lawsuit that falls within the release provisions of the agreements. “Special Districts” such as school districts, fire districts, and hospital districts also may participate (with certain limitations).[3] Subdivisions and Special Districts in non-settling states cannot participate in the settlements.[4] Subdivisions and Special Districts that separately resolved their claims with the Distributors or J&J prior to the Reference Date (explained below) also cannot participate.

Each settling state, subdivision, or Special District must provide a release to participate. (The settlements also incentivize states to obtain legislative or judicial bars on subdivisions and Special Districts suing on claims otherwise encompassed in the settlement. Even if a settling state has obtained a bar, however, a subdivision must provide a release of its own to participate and be eligible for designated subdivision settlement funds.)

### 2. What Funds Will Be Available for Abatement?

About \$23.5 billion of the maximum \$26 billion would be available to be paid out in settlement proceeds for abatement, if there is full participation in the settlement. About \$760 million of that is set aside as a credit towards potential settlements with the Tribes and certain subdivisions, leaving a “net abatement” settlement fund of about \$22.8 billion. Each of the Distributors will make annual

payments consisting of base and incentive payments (described below). Each of the Distributors and J&J will make annual payments consisting of base and incentive payments (described below).[5] Approximately half of settlement funds are earmarked for base payments. The remaining funds are earmarked for incentive payments determined on a state-by-state basis depending on whether certain benchmarks are met.[6]

### 3. How Will Settlement Proceeds Be Used?

The parties intend that the “net abatement” settlement proceeds shall be used for opioid remediation, and have agreed that at least 85% of the “net abatement” proceeds shall be used for opioid remediation.[7] At least 70% of the funds are to be used to fund future opioid-remediation efforts. The agreement includes a broad and non-exhaustive list of qualifying opioid remediation expenditures.[8]

### 4. What Is the Process to Opt In and What Are the Deadlines to Do So?

There are three phases before either settlement becomes effective. And there are opportunities to walk away if there is not enough “critical mass” to make settlement worth continuing. The settlements are designed to incentivize higher participation rates.

Phase 1, State Participation: Each state will have 30 days to decide whether to participate in the settlements. The Distributors and J&J then each have up to 14 days to decide whether, in their view, there is enough “critical mass” to proceed to the next phase of the respective settlements.

Phase 2, Subdivision Participation: In phase 2, the subdivisions in each settling state will have 120 days to decide whether to participate in the settlements (the “Initial Participation Date”). The Distributors and J&J each then have 30 days to again decide whether there is enough “critical mass” to proceed with the respective settlements (the “Reference Date”).

Phase 3, Consent Judgments and Effective Date: The Effective Date for the settlements is 60 days after the Reference Date. During that time, each settling state will seek entry of a consent judgment to implement releases and injunctive relief. No settlement funds will be disbursed to a settling state unless a consent judgment has been entered.

Later Participation: States may join the settlements after the Initial Participation Date only with the consent of the Distributors/J&J. Subdivisions of settling states may sign on and participate after the Initial Participation Date (“Later Participating Subdivisions”), but may receive lower total payments than those that join earlier. If a state joins after the 30-day state cutoff, the subdivisions in that state

will be given 90 days from the date the state joins.

## 5. How Will Settlement Funds Be Allocated Within a State?

Settlement proceeds will be allocated among three subfunds for each settling State: a State Fund, an Abatement Accounts Fund, and a Subdivision Fund. There are several important points to observe with respect to three subfunds:

- The settlement agreements provide default allocations among the subfunds (15% to the State Fund, 70% to the Abatement Accounts Fund, and 15% to the Subdivision Fund). These defaults can be changed state-by-state through a qualifying agreement between a state and its subdivisions, or by a qualifying statute or statutory trust.[9]
- Under the default, at least 50% of the annual spend from the Abatement Accounts Fund must be allocated at a regional. Each settling state will have an Advisory Committee—with equal representation from the state and local levels—to recommend how to spend the Abatement Accounts Fund.[10]
- Certain participating subdivisions also will be eligible to receive block grants from the Abatement Accounts Fund.
- A settling state also is free to direct all or a portion of its State Fund to its Abatement Accounts Fund. A settling subdivision also may choose to direct all or a portion of its Subdivision Fund to the State's Abatement Accounts Fund or to another settling subdivision.

## 6. How Much Will a Settling State Receive in Base Payments?

Approximately \$12.1 billion in abatement funds would be available for base payments to settling states. These base payments do not require a settling state to meet any specific participation benchmarks or conditions. Base payments will be paid out annually for distribution to each settling state according to its share of the abatement funds using the top-level state allocation model discussed below. Each state's base payment is then allocated into the three sub-funds or according to a state-subdivision agreement, as explained below.

## 7. How Much Can a State Receive in Incentive Payments?

Approximately \$10.6 billion in abatement funds would be earmarked for "Incentive Payments" designed to reward states for increasing participation in the settlements by their subdivisions and/or taking steps to bar or otherwise resolve current and future subdivision litigation. States can qualify for four different Incentive Payments: Incentive Payments A-D. In years 1 and 2, each settling state will receive Incentive Payment A automatically and no other Incentive Payment. While the Incentive

Payments under the Distributors' agreement and J&J's agreement are similar, there are differences in how they operate and when they accrue.

8. How Will Payments Be Calculated? How Will Payments Be Allocated Among the Settling States and Subdivisions?

If the proposed settlements become effective, each of the Distributors and J&J would make annual payments consisting of base and incentive payments (described above). (J&J also will make an "initial payment" of base and incentive payments.). Calculation of the amounts distributed to each settling state (including the state and its settling subdivisions) starts with a top level allocation among all states of the maximum potential payment. How much of that maximum amount each state will receive in any given year is then based on (a) which Incentive Payment categories that state qualifies for that year; and (b) whether amounts otherwise payable are suspended due to litigation by non-settling subdivisions within a settling state and whether any offsets are taken against amounts otherwise payable, based on judgments in favor of non-settling subdivisions. Once the annual payment for a state is calculated, the further allocation of that state's payment among that state's Abatement, State, and Subdivision Funds proceeds as outlined above.

9. How Will the State-Level Allocations Be Made?

For purposes of the top level maximum potential allocation discussed above, an Overall Allocation Percentage has been calculated for each state. The Overall Allocation Percentage is a blend (85%/15%) of sub-percentages calculated at both the state and subdivision levels.

The sub-percentages for each state are based principally on population. The sub-percentages for each subdivision were calculated based on each subdivision's proportionate share of the nationwide impact of the Opioid epidemic using reliable, detailed, and objective national data, including (1) the amount of opioids shipped to the state; (2) the number of opioid-related deaths that occurred in the state; and (3) the number of people who suffer opioid use disorder in the state. Adjustments were made to reflect the severity of impact because the oversupply of opioids had more deleterious effects in some locales than in others. Ultimately, the model allocates settlement funds in proportion to where the opioid crisis has caused harm.

10. How Do "Tiers" Affect Payments?

There would be four possible Tiers applicable to the agreements; the more states and subdivisions that participate, the higher the Tier. The Tiers impact the extent to which payments can be suspended or offset due to litigation.

Under the Distributors' agreement, and subject to certain exceptions, the Tiers would determine (a) the circumstances and periods under which litigation by Later Litigating Subdivisions will trigger a suspension of a portion of a state's annual payment, (b) the per capita rate used to calculate the suspension amounts, (c) the annual per state cap on suspension amounts, and (d) the annual per state cap on offsets for certain monetary judgments in favor of non-settling subdivisions.

Under J&J's agreement, the Tiers would affect the circumstances under which litigation by non-settling subdivisions will trigger a suspension of a portion of a state's base and incentive payments.

11. Can Settlement Payments Be Suspended? Can a Defendant Take an Offset Against a Settlement Payment?

Yes, if the settlements become effective, portions of a settling state's payments could be held in suspension and/or offset under specified circumstances concerning litigation by its subdivisions.

A central goal of the proposed settlements is to shift the focus from litigation to getting Opioid abatement funds to states and subdivisions. With that goal in mind, portions of the payments to each state may be subject to "suspension" (i.e., placed in escrow) in the event certain subdivisions bring or expand litigation against the Distributors or J&J after the Reference Date, if the litigation continues past specified suspension deadlines. The suspension deadlines are determined by the applicable participation Tier (the higher the Tier, the less onerous the suspension deadline). Dollar-for-dollar "offsets" also may be taken if certain subdivisions obtain judgments that require payments by the Distributors or J&J.

- Will There Be a Grace Period During Which Payments Will Not Be Subject to Suspension?

Yes. Under the Distributors' agreement, suspensions will not be applicable to any settling state's annual payments during the first two payment years and, in payment years 3-18, suspensions are not applicable to the annual payment of any state that is eligible for Incentive Payment A (see above) in that year. Other exceptions would apply, including claims for less than \$10 million and (when Tier 1 applies) claims by subdivisions of fewer than 10,000 people.

Under J&J's agreement, the suspension will not affect base payments in years 1-7. The suspension would affect only Incentive Payments A-D in any year and base payments in the last two payment years.

12. Will the Settlements Require Any Change to How the Defendants Operate Their Businesses?

In addition to billions of dollars to be used for abatement of the effects of the Opioid epidemic in communities across the nation, the proposed settlements would provide robust injunctive relief that will require the Distributors and J&J to make significant changes in the way they conduct their business in order to address the Opioid epidemic on the supply side as well. Among other changes, the Distributors must follow substantially increased and improved measures to identify suspicious orders and pharmacy customers, under the oversight of an independent third-party monitor. The Distributors each would be required to begin using a clearinghouse that accounts not only for their own opioid shipments, but the shipments of the other distributors. This enables, for the first time, a truer picture of overall opioids distribution and requires drug distributors to alter their shipments based on the shipments by others. This clearinghouse will use the Distributors' collective data to establish pharmacy-specific opioid shipment limits that each Distributor must follow.

As for J&J, which no longer markets or sells Opioids, the company and its subsidiaries (including Janssen) would agree not to reintroduce any Opioids for a 10-year period. This prohibition would extend to the manufacture, sale, promotion, and distribution of any opioid products as well as any lobbying relating to prescription opioids. J&J has also would agree to make the clinical trial data for its discontinued opioid products available for medical research via the Yale University Open Data Access Project.

### 13. How Will Attorneys' Fees and Costs Be Addressed?

The overarching goal of this global settlement is to dedicate funds to abate opioid-related harms. If private lawyers representing the states and thousands of subdivisions were to enforce their contingency fee contracts, a significant portion of the global settlement payments would go towards legal fees to compensate efforts to prosecute the lawsuits that are being resolved as to the Distributors and J&J. As a result, the government entities that hired counsel to litigate against the Distributors and J&J would net less proportional recovery than entities that did not litigate, even though it was this active state and subdivision litigation that led to this historic settlement. To guard against this imbalance and maximize the amounts available for abatement, the negotiating State Attorneys General, the PEC's Negotiation Team, and the settling defendants have proposed to agree that these defendants will pay, and the parties will set aside, separate funds totaling a maximum of \$1.95 billion to pay private counsel attorneys' fees.

These funds would include \$350 million for outside counsel representing participating states and about \$1.6 billion for outside counsel representing participating subdivisions. The \$350 million state fund would be allocated by agreement between the states and their outside counsel.

### 14. How will more information on the settlements be made available?



Settlement documents, information, and updates will be posted on a public settlement website, <https://nationalopioidsettlement.com/>. The website will provide current information on an ongoing basis as the settlement implementation progresses.

[1] West Virginia previously settled with the Distributors in an unrelated settlement. A portion of the Distributors' settlement funds is treated as a credit toward potential settlements with West Virginia subdivisions and with Tribes. For J&J's agreement, a portion of the settlement funds is treated as a credit for Oklahoma, non-settling government entities and the Tribes. Settlement payments by the Distributors and J&J are calculated as net after those credits.

[2] American Samoa, Guam, Northern Mariana Islands, Puerto Rico, and U.S. Virgin Islands.

[3] Special Districts are treated as subdivisions under the Distributor agreement. The J&J agreement defines Special Districts separately from subdivisions, but still allows them to participate in the settlement by signing release forms.

[4] There is one exception in the J&J settlement agreement: subdivisions of the State of Oklahoma, whose litigated claims against J&J are the subject of an appeal pending in the Oklahoma Supreme Court, are eligible to participate in the J&J settlement whether or not the State elects to participate.

[5] J&J's base and incentive payments are front-loaded, with about 80% coming in the first three years and the rest over the next six years. The Distributors' payments are spread over 18 years.

[6] In the Distributors' agreement, 55% of the payments are earmarked as base payments. In the J&J agreement, 45% of the payments are earmarked as base payments.

[7] If settlement proceeds are used for something other than Opioid Remediation, the amounts and uses (including any use to pay attorneys' fees and costs) must be publicly reported.

[8] If settlement proceeds are used for something other than Opioid Remediation, the amounts and uses (including any use to pay attorneys' fees and costs) must be publicly reported.

[9] Allocation agreements/statutes have already been reached or enacted in several states.

[10] Spending from the Abatement Allocation Account Fund will be tracked and reported annually.

UNITED STATES DISTRICT COURT  
FOR THE NORTHERN DISTRICT OF OHIO  
EASTERN DIVISION

**IN RE NATIONAL PRESCRIPTION  
OPIATE LITIGATION**

This document relates to:

*All actions*

**MDL No. 2804**

**Case No. 17-md-2804**

**Judge Dan Aaron Polster**

**CASE MANAGEMENT ORDER  
APPLICABLE TO CASES OF “NON-PARTICIPATING SUBDIVISIONS”  
ASSERTING CLAIMS AGAINST SETTLING DEFENDANTS**

Defendants McKesson Corporation, Cardinal Health, Inc., AmerisourceBergen Corporation, and Johnson & Johnson<sup>1</sup> (collectively, “Settling Defendants”) have announced global settlements with “Participating Subdivisions,”<sup>2</sup> subject to sign-on periods and final approvals by the Parties. The Court now enters this Case Management Order (“CMO”) making clear it will lift *in part* the stay issued by this Court in its April 11, 2018 Case Management Order One (docket no. 232). As set forth below, the stay will no longer apply to the extent that, beginning in approximately six months, each Non-Participating Subdivision that is litigating a case in the MDL shall be required to comply with this CMO. The stay shall remain in effect with respect to all other

---

<sup>1</sup> For purposes of this Order, references to Johnson & Johnson include all of its present and former affiliated companies named as defendants in MDL cases, including Janssen Pharmaceuticals, Inc., Ortho-McNeil-Janssen Pharmaceuticals, Inc., Janssen Pharmaceutica, Inc., Noramco, Inc., and Tasmanian Alkaloids Pty. Ltd.

<sup>2</sup> Any capitalized terms used but not otherwise defined in this CMO shall have the same meaning as in the Distributor Settlement Agreement, including those terms defined in Exhibit R of the Distributor Settlement Agreement. For the avoidance of doubt, the term Distributor Settlement Agreement refers to the Settlement Agreement, dated July 21, 2021, entered into between and among the Settling States, Settling Distributors, and Participating Subdivisions (as those terms are defined therein). Essentially, a “Non-Participating Subdivision” is simply an eligible Subdivision that chooses not to participate in the Settlement Agreements.

litigation activity (including discovery) until authorized by a subsequent CMO to be issued at an appropriate time after full compliance with this CMO.

This CMO applies to MDL cases already filed by any Non-Participating Subdivision, and also to cases brought by a Non-Participating Subdivision that are newly filed in, removed to, or transferred to the MDL after the entry of this CMO (collectively, “NPS Cases”). In all such NPS Cases, the Court orders as follows.

The parties’ global settlements were announced on July 21, 2021, and they contain various contingencies such that a final determination of which entities are Participating Subdivisions and which are Non-Participating Subdivisions will not become final until approximately February 1, 2022 (the “Determination Date”). Accordingly, this CMO becomes effective in each MDL case filed by a Non-Participating Subdivision on the later of these two dates: (a) the Determination Date; or (b) the date thirty (30) days after the Non-Participating Subdivision’s case is filed in, removed to, or transferred to the MDL, if such date is after the Determination Date (collectively, the “CMO Effective Date”).

I. Every Non-Participating Subdivision shall comply with all requirements of this Court’s June 19, 2018 Fact Sheet Implementation Order (docket no. 638), including the production of documents and information required by the Plaintiff Fact Sheet. In addition, to the extent necessary to make all information in a Fact Sheet current, every Non-Participating Subdivision shall complete, execute and serve an *updated* Plaintiff Fact Sheet within sixty (60) calendar days of the CMO Effective Date, including production of additional documents as necessary.

II. Within ninety (90) calendar days of the CMO Effective Date:

(A) Each Non-Participating Subdivision shall serve on Settling Defendants a document identifying with specificity, based on facts known or reasonably available to it at the time, the

following: (1) the nature and amount of all damages or other relief sought, including alleged abatement or civil penalties; (2) a computation of any monetary relief sought, including alleged abatement, and the basis for the amounts included in that computation; (3) as to claims for past expenditures, whether the alleged amounts were paid or reimbursed through a grant, insurance, or other third-party source; and (4) as to any claim involving future expenditure of money, including expenditures for the provision of services, the entities that will make the expenditures, when and how long those entities will make the expenditures, and the nature and amount of the expenditures, including how they will address any and all alleged harms.

(B) Each Non-Participating Subdivision seeking any form of relief based directly or indirectly upon opioid orders that Non-Participating Subdivisions contend the Settling Defendants should not have shipped, pursuant to a suspicious order regulation or alleged common law duty related to suspicious orders, shall serve on Settling Defendants a document identifying: (1) those opioid orders that are within their current knowledge (including the date of the order, the product(s) ordered, and the quantity ordered); (2) the distributor, pharmacy, other dispensing entity, or other entity that placed each such order; and (3) the Non-Participating Subdivision's basis for identifying the orders, including any sources relied upon and algorithms used.

(C) Each Non-Participating Subdivision shall additionally produce all non-privileged documents relied upon in identifying or calculating the claimed relief.

(D) Any Non-Participating Subdivision that intends to proffer one or more expert opinions to identify or substantiate the relief sought shall identify its experts and provide a detailed summary of each expected report, including all pertinent calculations and identification of sources relied upon.

III. Within one hundred twenty (120) calendar days of the CMO Effective Date:

(A) Each Non-Participating Subdivision shall complete and serve an affidavit signed by the Non-Participating Subdivision and its counsel attesting that the Non-Participating Subdivision has complied with all requirements of the MDL Court's Fact Sheet Implementation Order and with all other requirements of this CMO, including the requirements for production of documents.

IV. If a Non-Participating Subdivision has not timely completed and served the affidavit described above, any Settling Defendant may send the Non-Participating Subdivision a deficiency letter. If, after thirty (30) calendar days of the date a deficiency letter was sent, the Non-Participating Subdivision has not cured the relevant defects in compliance with the MDL Court's Fact Sheet Implementation Order and this CMO, any Settling Defendant may request a show cause hearing before the MDL Court as to why the Non-Participating Subdivision's claims should not be dismissed with prejudice or any other appropriate relief should be granted.

V. Nothing in this CMO prohibits, or suspends the obligation of, timely supplementation or amendment of any information supplied based on subsequently-obtained knowledge or factual information that the Non-Participating Subdivision did not have access to and could not reasonably have obtained for inclusion in the required disclosures. This opportunity to supplement does not relieve each Non-Participating Subdivision of its responsibility to comply with this CMO fully and completely on the basis of information within its possession or that reasonably can be obtained at the time it is first required to comply.

VI. Because the goal of the multidistrict litigation statute is to avoid needless duplication of effort and expense, nothing in this CMO prevents reasonable access by each Non-Participating Subdivision to the work product of the PEC. Case-specific discovery obligations for the production of data and information, consistent with those imposed by the Court on the parties in

all of its prior discovery Orders of general application, will apply to all NPS cases. All parties in NPS cases must familiarize themselves with all prior MDL discovery orders of general application. After discovery in NPS cases is authorized by a subsequent CMO, the parties shall conduct discovery as appropriate under the Federal Rules of Civil Procedure. Nothing in this Order relieves any party of its prior or ongoing discovery and production obligations under other Orders of this Court.

**IT IS SO ORDERED.**

/s/ Dan Aaron Polster  
**DAN AARON POLSTER**  
**UNITED STATES DISTRICT JUDGE**

**Dated:** July 23, 2021

### OneOhio Subdivision Participation Form

Governmental Entity: <u>Village of Oakwood</u>	State: <u>Ohio</u>
Authorized Official: <u>Brian Thompson</u>	
Address 1: <u>24800 Broadway Ave</u>	
Address 2:	
City, State, Zip: <u>Oakwood Village, OH 44146</u>	
Phone: <u>(440) 232-9988</u>	
Email: <u>bthompson@oakwoodvillageoh.com</u>	

The governmental entity identified above ("*Governmental Entity*"), in order to obtain and in consideration for the benefits provided to the Governmental Entity consistent with the material terms of the National Settlement Agreement dated July 21, 2021 ("*National Distributor Settlement*"), and acting through the undersigned authorized official, hereby elects to participate in the material terms of the National Settlement Agreement Distributor Settlement, release all Released Claims against all Released Entities, and agrees as follows.

1. The Governmental Entity is aware of and has reviewed the National Distributor Settlement, understands that all terms in this Participation Form have the meanings defined therein, and agrees that by signing this Participation Form, the Governmental Entity elects to participate consistent with the material terms of the National Distributor Settlement and become a Participating Subdivision as provided therein pursuant to the terms of the final OneOhio Memorandum of Understanding dated July 28, 2021.
2. The Governmental Entity's election to participate is specifically conditioned on participation by 95% or more of the Litigating Subdivisions in Ohio. Should less than 95% of the Litigating Subdivisions in Ohio participate, this election shall be deemed void and no claims shall be released.
3. The Governmental Entity shall, prior to the filing of the Consent Judgment, secure the dismissal with prejudice of any Released Claims that it has filed.
4. The Governmental Entity agrees to the material terms of the National Distributor Settlement pertaining to Subdivisions as defined therein.
5. By agreeing to the material terms of the National Distributor Settlement and becoming a Releasor, the Governmental Entity is entitled to the benefits provided therein, including, if applicable, monetary payments beginning after the Effective Date.
6. The Governmental Entity agrees to use any monies it receives through the material terms of the National Distributor Settlement solely for the purposes provided therein.

7. The Governmental Entity submits to the jurisdiction of the Madison County Court of Common Pleas where the Consent Judgment is filed for purposes limited to the court's role as provided in, and for resolving disputes to the extent provided in, the material terms of the National Distributor Settlement Agreement. If the National Distributor Settlement is finalized, the Governmental Entity likewise agrees to arbitrate before the National Arbitration Panel as provided in, and for resolving disputes to the extent otherwise provided in the National Distributor Settlement.
8. The Governmental Entity has the right to enforce the material terms of the National Distributor Settlement as provided therein.
9. The Governmental Entity, as a Participating Subdivision, hereby becomes a Releasor for all purposes in the material terms of the National Distributor Settlement, including, but not limited to, all provisions of Part XI, and along with all departments, agencies, divisions, boards, commissions, districts, instrumentalities of any kind and attorneys, and any person in their official capacity elected or appointed to serve any of the foregoing and any agency, person, or other entity claiming by or through any of the foregoing, and any other entity identified in the definition of Releasor, provides for a release to the fullest extent of its authority. As a Releasor, the Governmental Entity hereby absolutely, unconditionally, and irrevocably covenants not to bring, file, or claim, or to cause, assist or permit to be brought, filed, or claimed, or to otherwise seek to establish liability for any Released Claims against any Released Entity in any forum whatsoever. The releases provided for in the material terms of the National Distributor Settlement are intended by the Parties to be broad and shall be interpreted so as to give the Released Entities the broadest possible bar against any liability relating in any way to Released Claims and extend to the full extent of the power of the Governmental Entity to release claims. The material terms of National Distributor Settlement shall be a complete bar to any Released Claim.
10. The Governmental Entity hereby takes on all rights and obligations of a Participating Subdivision consistent with the material terms of the National Distributor Settlement.
11. In connection with the releases provided for in the material terms of the National Distributor Settlement, each Governmental Entity expressly waives, releases, and forever discharges any and all provisions, rights, and benefits conferred by any law of any state or territory of the United States or other jurisdiction, or principle of common law, which is similar, comparable, or equivalent to § 1542 of the California Civil Code, which reads:

**General Release; extent.** A general release does not extend to claims that the creditor or releasing party does not know or suspect to exist in his or her favor at the time of executing the release, and that if known by




him or her would have materially affected his or her settlement with the debtor or released party.

A Releasor may hereafter discover facts other than or different from those which it knows, believes, or assumes to be true with respect to the Released Claims, but each Governmental Entity hereby expressly waives and fully, finally, and forever settles, releases and discharges, upon the Effective Date, any and all Released Claims that may exist as of such date but which Releasors do not know or suspect to exist, whether through ignorance, oversight, error, negligence or through no fault whatsoever, and which, if known, would materially affect the Governmental Entities' decision to participate in the material terms of the National Distributor Settlement.

12. Nothing herein is intended to modify in any way the terms of the material terms of the National Distributor Settlement to which Governmental Entity hereby agrees, with the exception of the requisite Litigating Government participation level. If the National Settlement becomes effective by July 1, 2022 its terms will supersede the terms of the Ohio Settlement Agreement and will control with regard to all provisions except for Dismissal of Claims as set forth in the Ohio Settlement Agreement. If it is not effective by July 1, 2022, the Ohio Specific Distributor Settlement will control. To the extent this Participation Form is interpreted differently from the Ohio Specific Distributor Settlement in any respect, the Ohio Specific Distributor Settlement controls.

I have all necessary power and authorization to execute this Participation Form on behalf of the Governmental Entity and have been afforded the opportunity to review this matter with counsel.

Signature:   
Name: Brian L. Thompson  
Title: Finance Director  
Date: 8-23-22

## ONE OHIO MEMORANDUM OF UNDERSTANDING

Whereas, the people of the State of Ohio and its communities have been harmed by misfeasance, nonfeasance and malfeasance committed by certain entities within the Pharmaceutical Supply Chain; and,

Whereas, the State of Ohio, through its Attorney General, and certain Local Governments, through their elected representatives and counsel, are separately engaged in litigation seeking to hold Pharmaceutical Supply Chain Participants accountable for the damage caused by their misfeasance, nonfeasance and malfeasance; and,

Whereas, the State of Ohio, through its Governor and Attorney General, and its Local Governments share a common desire to abate and alleviate the impacts of that misfeasance, nonfeasance and malfeasance throughout the State of Ohio;

Now therefore, the State and its Local Governments, subject to completing formal documents effectuating the Parties' agreements, enter into this Memorandum of Understanding ("MOU") relating to the allocation and use of the proceeds of Settlements described.

### **A. Definitions**

As used in this MOU:

1. "The State" shall mean the State of Ohio acting through its Governor and Attorney General.
2. "Local Government(s)" shall mean all counties, townships, cities and villages within the geographic boundaries of the State of Ohio.
3. "The Parties" shall mean the State of Ohio, the Local Governments and the Plaintiffs' Executive Committee of the National Prescription Opiate Multidistrict Litigation.
4. "Negotiating Committee" shall mean a three-member group comprising one representative for each of (1) the State; (2) the Plaintiffs' Executive Committee of the National Prescription Opiate Multidistrict Litigation ("PEC"); and (3) Ohio Local Governments (collectively, "Members"). The State shall be represented by the Ohio Attorney General or his designee. The PEC shall be represented by attorney Joe Rice or his designee. Ohio Local Governments shall be represented by attorney Frank Gallucci, or attorney Russell Budd or their designee.
5. "Settlement" shall mean the negotiated resolution of legal or equitable claims against a Pharmaceutical Supply Chain Participant when that resolution has been jointly entered into by the State, PEC and the Local Governments.

6. "Opioid Funds" shall mean monetary amounts obtained through a Settlement as defined in this Memorandum of Understanding.
7. "Approved Purpose(s)" shall mean evidence-based forward-looking strategies, programming and services used to (i) expand the availability of treatment for individuals affected by substance use disorders, (ii) develop, promote and provide evidence-based substance use prevention strategies, (iii) provide substance use avoidance and awareness education, (iv) decrease the oversupply of licit and illicit opioids, and (v) support recovery from addiction services performed by qualified and appropriately licensed providers, as is further set forth in the agreed Opioid Abatement Strategies attached as Exhibit A. For purposes of the Local Government Share, "Approved Purpose(s)" will also include past expenditures.
8. "Pharmaceutical Supply Chain" shall mean the process and channels through which Controlled Substances are manufactured, marketed, promoted, distributed or dispensed.
9. "Pharmaceutical Supply Chain Participant" shall mean any entity that engages in or has engaged in the manufacture, marketing, promotion, distribution or dispensing of an opioid analgesic.

**B. Allocation of Settlement Proceeds**

1. All Opioid Funds shall be divided with 30% going to Local Governments ("LG Share"), 55% to the Foundation (structure described below) ("Foundation Share"), and 15% to the Office of the Ohio Attorney General as Counsel for the State of Ohio ("State Share").
2. All Opioid Funds, regardless of allocation, shall be utilized in a manner consistent with the Approved Purposes definition. The LG Share may also be used for past expenditures so long as the expenditures were made for purposes consistent with the remaining provisions of the Approved Purposes definition. Prior to using any portion of the LG Share as restitution for past expenditures, a Local Government shall pass a resolution or take equivalent governmental action that explains its determination that its prior expenditures for Approved Purposes are greater than or equal to the amount of the LG Share that the Local Government seeks to use for restitution.
3. The division of Opioid Funds paid to Local Governments participating in an individual settlement shall be based on the allocation created and agreed to by the Local Governments which assigns each Local Government a percentage share of Opioid Funds. The allocations are set forth in Exhibit B. With respect to Opioid Funds, the allocation shall be static.
4. In the event a Local Government merges, dissolves, or ceases to exist, the allocation percentage for that Local Government shall be redistributed equitably based on the

composition of the successor Local Government. If a Local Government for any reason is excluded from a specific settlement, the allocation percentage for that Local Government shall be redistributed equitably among the participating Local Governments.

5. If the LG Share is less than \$500, then that amount will instead be distributed to the county in which the Local Government lies to allow practical application of the abatement remedy.
6. Funds obtained from parties unrelated to the Litigation, via grant, bequest, gift or the like, separate and distinct from the Litigation, may be directed to the Foundation and disbursed as set forth below.
7. The LG Share shall be paid in cash and directly to Local Governments under a settlement or judgment, or through an administrator designated in the settlement documents who shall hold the funds in trust in a segregated account to benefit the Local Governments to be promptly distributed as set forth herein.
8. Nothing in this MOU should alter or change any Local Government's rights to pursue its own claim. Rather, the intent of this MOU is to join all parties to seek and negotiate binding settlement or settlements with one or more defendants for all parties within Ohio.
9. Opioid Funds directed to the Foundation shall be used to benefit the local community consistent with the by-laws of the Foundation documents and disbursed as set forth below.
10. The State of Ohio and the Local Governments understand and acknowledge that additional steps should be undertaken to assist the Foundation in its mission, at a predictable level of funding, regardless of external factors.
11. The Parties will take the necessary steps to ensure there is the ability of a direct right of action under the expedited docket rules to the Ohio Supreme Court relative to any alleged abuse of discretion by the Foundation.

**C. Payment of Counsel and Litigation Expenses**

1. The Parties agree to establish a Local Government Fee Fund ("LGFF") to compensate counsel for Local Governments if the Parties cannot secure the separate payment of fees and associated litigation expenses for their counsel from a settling entity.
2. The LGFF shall be calculated by taking 11.05% of the total monetary component of any settlement accepted ("LGFF Amount"). Fees related to product or other items of value shall be addressed case by case.

3. The first 45% of the LGFF amount shall be drawn from the LG Share. The remaining 55% shall be drawn from the Foundation Share. No portion of the LGFF Amount may be assessed against or drawn from the State Share.
4. To the extent the Parties can secure the separate payment of fees and associated litigation expenses from a settling entity, the amount to be drawn for the LGFF will be proportionally reduced.
5. This LGFF Amount will be deposited into the LGFF and shall be utilized for purposes of satisfying Local Government contingent fee contracts. In the absence of a National Prescription Opiate MDL settlement with any defendant settling through this One Ohio Memorandum of Understanding, the LGFF may be subject to a common benefit assessment. In the event of a common benefit assessment, the assessment shall be paid from the LGFF and in no instance shall an assessment cause the LGFF to be more than 11.05% of the total monetary component of any settlement accepted. In no instance shall any assessment be collected from the State Share, Foundation Share or Local Government Share.
6. Local Government contingent fee contracts shall be capped at 25% or the actual contract rate whichever is less. Eligible contingent fee contracts shall be executed as of March 6, 2020 and subject to review by the committee designated to oversee the Local Government Fee Fund.
7. Common Benefit awards will be coordinated as set forth in the M.D.L. Common Benefit Fee Order. Expenses will be addressed consistent with the manner utilized in the M.D.L.
8. Any balance left in the LGFF following the payment of fees shall revert to the Foundation.
9. Any attorney fees related to representation of the State of Ohio shall not be paid from the LGFF but paid directly from the State Share or through other sources.

**D. The Foundation**

1. The State of Ohio will be divided into 19 Regions (See attached Exhibit C). Eight of the regions will be single or two county metropolitan regions. Eleven of the regions will be multi-county, non-metropolitan regions.
2. Each Region shall create their own governance structure so it ensures all Local Governments have input and equitable representation regarding regional decisions including representation on the board and selection of projects to be funded from the region's Regional Share. The Expert Panel (defined below) may consult with and may make recommendations to Regions on projects to be funded. Regions shall have the responsibility to make decisions that will allocate funds to projects that will equitably serve the needs of the entire Region.

3. The Parties shall create a private 501(c)(3) foundation (“Foundation”) with a governing board (“Board”), a panel of experts (“Expert Panel”), and such other regional entities as may be necessary for the purpose of receiving and disbursing Opioid Funds and other purposes as set forth both herein and in the documents establishing the Foundation. The Foundation will allow Local Governments to take advantage of economies of scale and will partner with the State of Ohio to increase revenue streams.
4. Board Composition
  - a. The Board will consist of 29 members comprising representation from four classes:
    - Six members selected by the State (five selected by the Governor and one selected by the Attorney General);
    - Four members drawn from the Legislature
      - One representative selected by the President of the Ohio Senate;
      - One representative selected by the Ohio Senate Minority Leader;
      - One representative selected by the Speaker of the Ohio House of Representatives; and,
      - One representative selected by the Ohio House Minority Leader
    - Eleven members with one member selected from each non-metropolitan Regions; and
    - Eight members, with one member selected from each metropolitan Regions.
  - b. All board members shall serve as fiduciaries of the Foundation as required by Ohio Revised Code § 1702.30(B) governing directors of nonprofit corporations.
5. Board terms will be staggered. Five members, (one from each of the first three classes above, and two from the metropolitan class) will be appointed for an initial three-year term, eight members of the Board (two from the first class, including the Attorney General’s representative, one from the second class, four from the third class, and one from the fourth class) will be appointed for an initial term of one

year. The remaining members will be appointed for a two-year term. Board members may be reappointed. All subsequent terms will be for two years.

6. Eighteen members of the Board shall constitute a quorum. Members of the Board may participate in meetings by telephone or video conference or may select a designee to attend and vote if the Board member is unavailable to attend a board meeting.
7. In all votes of the Board, a measure shall pass if a quorum is present, the measure receives the affirmative votes from a majority of those board members voting, and at least one member from each of the four classes of Board members votes in the affirmative.
8. The Foundation shall have an Executive Director appointed by the Governor.
  - a. The Governor shall appoint the Executive Director at his or her discretion from a list of three candidates provided to the Governor by the Board. If the Governor finds all three candidates to be unsatisfactory, the Governor may reject all three candidates and request the Board to provide three new persons to select from.
  - b. In choosing candidates to be submitted to the Governor, the Board shall seek candidates with at least six (6) years of experience in addiction, mental health and/or public health and who shall have management experience in those fields.
  - c. No funds derived from the Foundation Share shall be used to pay the Executive Director or any of the foundation staff in excess of the maximum range (range 42) of the Department of Administrative Services Exempt Schedule E2 or that schedule's successor.
  - d. The Executive Director shall serve as an ex officio, non-voting member of both the Board and the Expert Panel.
9. The Board shall appoint the Expert Panel. The Expert Panel shall consist of six members submitted by the Board Members representing the Local Governments, two members submitted by the Governor and one member submitted by the Attorney General. Expert Panel members may be members of Local Governments or the State. The Expert Panel will utilize experts in addiction, pain management, public health and other opioid related fields to make recommendations that will seek to ensure that all 19 regions can address the opioid epidemic both locally and statewide. Expert Panel members may also be members of the Foundation Board, but need not be.
10. The Foundation Board and the Regions shall be guided by the recognition that expenditures should ensure both the efficient and effective abatement of the opioid

epidemic and the prevention of future addiction and substance misuse. In recognition of these core principles, the Board and the Regions shall endeavor to assure there are funds disbursed each year to support evidence-based substance abuse/misuse prevention efforts.

11. Disbursement of Foundation Funds by the Board

- a. The Foundation Board shall develop and approve procedures for the disbursement of Opioid Funds of the Foundation consistent with this Memorandum of Understanding.
- b. Funds for statewide programs, innovation, research, and education may also be expended by the Foundation. Any statewide programs funded from the Foundation Share would be only as directed by an affirmative vote of the Board as set forth in paragraph D(7) above. Expenditures for these purposes may also be funded by the Foundation with funds received from either the State Share (as directed by the State) or from sources other than Opioid Funds as provided in paragraph 14 below.
- c. Funds approved for disbursement to the nineteen Regions shall be allocated based on each Region's share of Opioid Funds ("Regional Share"). Each Regional Share shall be calculated by summing the individual percentage shares of the Local Governments within that Region as set forth in Exhibit B. The Regional Shares for each Region are set forth in Exhibit D.
- d. Regions may collaborate with other Regions to submit joint proposals to be paid for from the Regional Shares of two or more Regions for the use of those Regions.
- e. The Foundation's procedures shall set forth the role of the Expert Panel and the Board in advising, determining, and/or approving disbursements of Opioid Funds for Approved Purposes by either the Board or the Regions. Proposed disbursements to Regions of Regional Shares shall be reviewed only to determine whether the proposed disbursement meets the criteria for Approved Purposes.
- f. Within 90 days of the first receipt of any Opioid Funds and annually thereafter, the Board, assisted by its investment advisors and Expert Panel, shall determine the amount and timing of Foundation funds to be distributed as Regional Shares. In making this determination, the Board shall consider: (a) Pending requests for Opioid Funds from Regions; (b) the total Opioid Funds available; (c) the timing of anticipated receipts of future Opioid Funds; (d) non-Opioid Funds received by the Foundation; and (e) investment income. The Foundation may disburse its principal and interest with the aim towards an efficient, expeditious abatement of the Opioid crisis considering long term and short term strategies.



- g. Votes of the Board on the disbursement and expenditure of funds shall, as with all board votes, be subject to the voting procedures in Section D(7) above. The proposed procedures should provide for the Board to hear appeals by Local Governments from any denials of requested use of funds.
- 12. The Foundation, Expert Panel, and any other entities under the supervision of the Foundation shall operate in a transparent manner. Meetings shall be open, and documents shall be public to the same extent they would be if the Foundation was a public entity. All operations of the Foundation and all Foundation supervised entities shall be subject to audit. The bylaws of the Foundation Board regarding governance of the Board as adopted by the Board, may clarify any other provisions in this MOU except this subsection. This substantive portion of this subsection shall be restated in the bylaws.
- 13. The Foundation shall consult with a professional investment advisor to adopt a Foundation investment policy that will seek to assure that the Foundation's investments are appropriate, prudent, and consistent with best practices for investments of public funds. The investment policy shall be designed to meet the Foundation's long and short-term goals.
- 14. The Foundation and any Foundation supervised entity may receive funds including stocks, bonds, real property and cash in addition to the proceeds of the Litigation. These additional funds shall be subject only to the limitations, if any, contained in the individual award, grant, donation, gift, bequest or deposit consistent with the mission of the foundation.

**E. Settlement Negotiations**

- 1. All Members of the Negotiating Committee, and their respective representatives, shall be notified of and provided the opportunity to participate in all negotiations relating to any Ohio-specific Settlement with a Pharmaceutical Supply Chain Participant.
- 2. No Settlement Proposal can be accepted for presentation to Local Governments or the State under this MOU over the objection of any of the three Members of the Negotiating Committee. The Chair shall poll the Committee Members at the conclusion of discussions of any potential settlement proposal to determine whether such objections exist. Although multiple individuals may be present on a Member's behalf, for polling purposes each Member is a single entity with a single voice.
- 3. Any Settlement Proposal accepted by the Negotiating Committee shall be subject to approval by Local Governments and the State.
- 4. As this is an "All Ohio" effort, the Committee shall be Chaired by the Attorney General. However, no one member of the Negotiating Committee is authorized to

Speak publicly on behalf of the Negotiating Committee without consent from the other Committee Members.

5. The State of Ohio, the PEC or the Local Governments may withdraw from coordinated Settlement discussions detailed in this Section upon 5 days' written notice to the remaining Committee Members and counsel for any affected Pharmaceutical Supply Chain Participant. The withdrawal of any Member releases the remaining Committee Members from the restrictions and obligations in this Section.
6. The obligations in this Section shall not affect any Party's right to proceed with trial or, within 30 days of the date upon which a trial involving that Party's claims against a specific Pharmaceutical Supply Chain Participant is scheduled to begin, reach a case specific resolution with that particular Pharmaceutical Supply Chain Participant.

#### **Acknowledgment of Agreement**

We the undersigned have participated in the drafting of the above Memorandum of Understanding including consideration based on comments solicited from Local Governments. This document has been collaboratively drafted to maintain all individual claims while allowing the State and Local Governments to cooperate in exploring all possible means of resolution. Nothing in this agreement binds any party to a specific outcome. Any resolution under this document will require acceptance by the State of Ohio and the Local Governments.

FOR THE STATE OF OHIO:

---

**Mike DeWine, Governor**

---

**Dave Yost, Attorney General**

FOR THE LOCAL GOVERNMENTS AND  
PLAINTIFFS' EXECUTIVE COMMITTEE:

**Frank L. Gallucci III**  
Plevin & Gallucci Co., LPA

**Anthony J. Majestro**  
Powell & Majestro PLLC

**Michelle Kranz**  
Zoll & Kranz, LLC

**Donald W. Davis, Jr.**  
Brennan, Manna & Diamond, LLC

**Joe Rice**  
Motley Rice, LLC

**Russell Budd**  
Baron & Budd, PC

**Robert R. Miller**  
Oths, Heiser, Miller, Waigland  
& Clagg, LLC

**D. Dale Seif, Jr.**  
Seif & McNamee, LLC

**James Lowe**  
Lowe, Eklund & Wakefield Co., LPA

**Peter H. Weinberger**  
Dustin Herman  
Spangenberg, Shibley & Liber LLP

**Kevin M. Butler**  
Law Offices of Kevin M. Butler

We the undersigned ACCEPT / REJECT (Circle One) the One Ohio Memorandum of Understanding (“MOU”). We understand that the purpose of this MOU is to permit collaboration between the State of Ohio and Local Governments to explore and potentially effectuating earlier resolution of the Opioid Litigation against Pharmaceutical Supply Chain Participants. We also understand that an additional purpose is to create an effective means of distributing any potential settlement funds obtained under this MOU between the State of Ohio and Local Governments in a manner and means that would promote an effective and meaningful use of the funds in abating the opioid epidemic throughout Ohio.

## OHIO ABATEMENT STRATEGIES

### Opioid-Related Definition:

Funds from any settlement dollars should be used to prevent, treat and support recovery from addiction including opioids and/or any other co-occurring substance use and/or mental health conditions which are all long-lasting (chronic) diseases that can cause major health, social, and economic problems at the individual, family and/or community level.

### Ohio Abatement Strategy Overview

Similar to and including many national settlement strategies, to abate addiction in Ohio, we have created an abatement plan that includes three main components that will work collaboratively to address Ohio's needs and also serve as a complement to and should be integrated with all other state and local government plans:

1. **Strategies for Community Recovery:** Included but not limited to prevention, treatment, recovery support and community recovery projects (examples include child welfare, law enforcement strategies and other infrastructure supports). These strategies have a hyper-local focus that allows communities to collaborate and expand necessary services to their community.
2. **Strategies for Statewide Innovation & Recovery:** Included but are not limited to strategies included in Community Recovery Component but also projects that promote statewide change and regional development for prevention, treatment, recovery supports and community recovery (examples include regional treatment hubs, drug tasks forces, data collection and dissemination). This component also includes research and development to understand how to better serve individuals and families in Ohio.
3. **Strategies for Sustainability:** Ohio's addiction and mental health epidemic was not created overnight, and it will not go away immediately. By collaborating to share resources and knowledge, Ohio's state and local communities can build a sustainable financing strategy and infrastructure to reverse the damage that has been done and prevent future epidemics and crises.

## **PART ONE: Community Recovery**

### **Treatment**

Expanding availability of treatment, including Medication-Assisted Treatment (MAT), for OUD and any co-occurring substance use or mental health condition.

Trauma-informed treatment services and support for individuals, their children and family members who have experienced trauma during their lives including trauma as a result of addiction in the family.

Expand access and support infrastructure developments for telemedicine / telehealth services to increase access to OUD treatment, including MAT, as well as counseling, psychiatric support, and other treatment and recovery support services.

Improve oversight and quality assurance of Opioid Treatment Programs (OTPs) to assure evidence-informed practices such as adequate methadone dosing.

Engage non-profits and faith community to uncover and leverage current community faith-based prevention, treatment and recovery support in partnership with medical and social service sectors.

Expand culturally appropriate services and programs that address health disparities in treatment for persons with mental health and substance use disorders, including for programs for vulnerable populations (i.e. homeless, youth in foster care, etc.); citizens of racial, ethnic, geographic and socio-economic differences, and new Americans to ensure that all Ohioans have access and treatment and recovery support services that meet their needs.

Development of National Treatment Availability Clearinghouse – Fund development of a multistate/nationally accessible database whereby healthcare providers can list locations for currently available in-patient and out-patient OUD treatment services that are both timely and accessible to all persons who seek treatment.

Ensure that each patient's needs and treatment recommendations are determined by a qualified clinical professional. Offer training and practice support to clinicians on the American Society of Addiction Medicine (ASAM) levels of care (or other models) and the most effective methods of treatment continuation between levels of care for people with addiction including opioids and any other co-occurring substance use or mental health conditions and make all levels of care available to all Ohioans.

### **Early Intervention and Crisis Support**

Fund the expansion, training and integration of Screening, Brief Intervention and Referral to Treatment (SBIRT) and Screening, Treatment Initiation and Referral (STIR) programs and ensure that healthcare providers are screening for addiction and other risk factors and know how to appropriately counsel and treat (or refer if necessary) a patient for mental health and substance use disorders.

Support work of Emergency Medical Systems, including peer support specialists, to effectively connect individuals to treatment or other appropriate services following an opioid overdose or other opioid-related adverse event.

Create an intake and call center to facilitate education and access to treatment, prevention and recovery services for persons with addiction including opioids and any co-occurring substance use or mental health conditions.

Create a plan to meet the distinct needs of families of children and youths who experience severe emotional disorders and provide respite and support for these caregivers to reduce family crisis and promote treatment.

Create community-based intervention services for families, youth, and adolescents at-risk for addiction including opioids and any co-occurring substance use or mental health conditions.

Create school-based contacts who parents can engage with to seek immediate treatment services for their child.

Develop best practices on addressing individuals with addiction in the workplace, including opioids and any other co-occurring substance use or mental health conditions.

Implement and support assistance programs for healthcare providers with OUD and any co-occurring substance use disorders or mental health (SUD/MH) conditions.

### **Address the Needs of Criminal-Justice Involved Persons**

Address the needs of persons involved in the criminal justice system who have opioid use disorder (OUD) and any co-occurring substance use disorders or mental health (SUD/MH) conditions.

Support pre-arrest diversion and deflection strategies for persons with addiction including opioids and any other co-occurring substance use or mental health conditions, including established strategies such as sequential intercept mapping and other active outreach strategies such as the Drug Abuse Response Team (DART) or Quick Response Team (QRT) models or other co-responder models that engage people not actively engaged in treatment.

Support pre-trial services that connect individuals with addiction including opioids and any other co-occurring substance use or mental health conditions to evidence-informed treatment, including MAT, and related services.

Support treatment and recovery courts for persons with addiction including opioids and any other co-occurring substance use or mental health conditions, but only if these problem-solving courts provide referrals to evidence-informed treatment, including MAT.

Provide evidence-informed treatment, including MAT, evidence-based psychotherapies, recovery support, harm reduction, or other appropriate services to individuals with addiction

including opioids and any other co-occurring substance use or mental health conditions who are incarcerated, on probation, or on parole.

Provide evidence-informed treatment, including MAT, evidence-based psychotherapies, recovery support, harm reduction, or other appropriate re-entry services to individuals with addiction including opioids and any other co-occurring substance use or mental health conditions who are leaving jail or prison or who have recently left jail or prison.

Support critical time interventions (CTI), particularly for individuals living with dual-diagnosis substance use disorder/serious mental illness, and services for individuals who face immediate risks and service needs and risks upon release from correctional settings.

### **Mother-Centered Treatment and Support**

Finance and promote evidence-informed treatment, including MAT, recovery, and prevention services for pregnant women, post-partum mothers, as well as those who could become pregnant and have addiction including opioids and any other co-occurring substance use or mental health conditions.

Training for obstetricians and other healthcare personnel who work with pregnant women or post-partum women and their families regarding treatment for addiction including opioids and any other co-occurring substance use or mental health conditions.

Invest in measures to address Neonatal Abstinence Syndrome, including prevention, care for addiction and education programs.

Fund child and family supports for parenting women with addiction including opioids and any co-occurring substance use or mental health conditions.

Enhanced family supports and childcare services for parents receiving treatment for addiction including opioids and any co-occurring substance use or mental health conditions.

### **Recovery Support**

Identify and support successful recovery models including but not limited to: college recovery programs, peer support agencies, recovery high schools, sober events and community programs, etc.

Provide technical assistance to increase the quantity and capacity of high-quality programs that model and support successful recovery.

Training and development of procedures for government staff to appropriately interact and provide social and other services to current and recovering opioid users. To reduce stigma and to normalize a culture of recovery, government staff will be provided with onboarding and training that generates a cultural shift and provides all government employees with tool and resources to feel supported and to support colleagues who may be struggling with substance use disorder.



Convene community conversations and trainings that engage non-profits, civic clubs, the faith-based community, and other stakeholders in training and techniques for providing referrals and supports to those persons to family and friends struggling with substance use disorder.

Identify and address transportation barriers to permit consistent participation in treatment and recovery support.

Support the development of recovery-friendly environments in all sectors, schools, communities and workplaces to promote and sustain health and wellness goals. Put resources toward:

1. Supportive and recovery housing;
2. Supportive employment/jobs;
3. Certification of peer coaches, peer-run recovery organizations, recovery community organizations;
4. Crisis intervention and relapse prevention; and
5. Services and structures that support young people living a life in recovery including, recovery high schools and collegiate recovery communities.

### **Prevention**

Invest in school-based programs that have demonstrated effectiveness in preventing drug misuse and that appear promising to prevent the uptake and use of opioids. Investment in school and community-based prevention efforts and curriculum that has demonstrated effectiveness in reducing Adverse Childhood Events (ACEs) and their impact by increasing resiliency, and preventing risk-taking, unhealthy or dangerous behaviors such as: drug use, misuse, early alcohol use, and suicide attempts.

Assist coalitions and community stakeholders in aligning state, federal, and local resources to maximize procurement of school and community education curricula, programs and campaigns for students, families, school employees, school athletic programs, parent-teacher and student associations, aging and elderly community members and others in an effort to build a comprehensive prevention and education response that addresses prevention across the lifespan.

Invest in environmental scans and school surveys to identify effective prevention efforts and realign prevention and treatment responses with those emerging risk factors and changing patterns of substance misuse.

Fund community anti-drug coalitions that engage in drug prevention efforts and education.

### **Prevent Over-Prescribing of Opioids and Other Drugs of Potential Misuse**

Training for healthcare providers regarding safe and responsible opioid prescribing, dosing, and tapering patients off opioids.

Continuing Medical Education (CME) on prescribing of opioids and other drugs of concern.

Support for non-opioid pain treatment alternatives, including training providers to offer or refer patients to multi-modal, evidence-informed treatment of pain.

Development and implementation of a National Prescription Drug Monitoring Program (PDMP) – Fund development of a multistate/national PDMP that permits information sharing while providing appropriate safeguards on sharing of private health information, including but not limited to: a. Integration of PDMP data with electronic health records, overdose episodes, and decision support tools for healthcare providers relating to opioid use disorder (OUD) and other drugs of concern.

### **Prevent Overdose Deaths and Other Harms (Harm Reduction)**

Increase availability and distribution of naloxone and other drugs that treat overdoses for use by first responders, persons who have experienced an overdose event, patients who are currently prescribed opioids, families, schools, community-based service providers, social workers, and other members of the general public.

Promote and expand naloxone strategies, which work to ensure that individuals who have received naloxone to reverse the effects of an overdose are then engaged and retained in evidence-based treatment programs.

Provide training and education regarding naloxone and other drugs that treat overdoses for first responders, persons who have experienced an overdose event, patients who are currently prescribed opioids, families, schools, and other members of the general public.

Develop data tracking software and applications for overdoses/naloxone revivals.

Invest in evidence-based and promising comprehensive harm reduction services and centers, including mobile units, to include; syringe services, supplies, naloxone, staffing, space, peer-support services, and access to medical and behavioral health referrals.

Expand access to testing and treatment for infectious diseases such as HIV and Hepatitis C resulting from intravenous opioid use.

### **Services for Children**

Review the continuum of services available to Ohio's youths, young adults, and families to identify gaps and to ensure timely access to appropriate care for Ohio's youngest citizens and their parents.

Fund additional positions and services, including supportive housing and other residential services to serve children living apart from custodial parents and/or placed in foster care due to custodial opioid use.

Expand collaboration among organizations meeting the prevention, treatment, and recovery needs of Ohio's young people and organizations serving youths, such as Boys & Girls Clubs, YMCAs and others. Support the growth of recovery high schools, collegiate recovery communities, and alternative peer groups for youths recovering from mental illness and substance use disorders.

**First Responders (EMS, Firefighters, Law Enforcement and other criminal justice professionals)**

Provide funds for first responders and criminal justice professionals and participating subdivisions for cross agency/department collaboration and other public safety expenditures relating to the opioid epidemic that address both community and statewide supply and demand reduction strategies including criminal interdiction efforts.

Training public safety officials and responders safe-handling practices and precautions when dealing with fentanyl or other drugs.

Provide trauma-informed resiliency training and support that address compassion fatigue and increased suicide risk of public safety responders.

**Workforce**

Fellowships for addiction medicine specialists for direct patient care, instructors, and clinical research for treatments.

Scholarships/loan forgiveness for persons to become certified addiction counselors, licensed alcohol and drug counselors, licensed clinical social workers, and licensed mental health counselors practicing in the SUD/MH field, and scholarships for certified addiction counselors, licensed alcohol and drug counselors, licensed clinical social workers, and licensed mental health counselors practicing in the SUD/MH field for continuing education licensing fees.

Funding for clinicians to obtain training and a waiver under the federal Drug Addiction Treatment Act to prescribe MAT for opioid use disorders.

Training for healthcare providers, students, and other supporting professionals, such as peer recovery coaches/recovery outreach specialists to support treatment and harm reduction.

Dissemination of accredited web-based training curricula, such as the American Academy of Addiction Psychiatry's Provider Clinical Support Service-Opioids web-based training curriculum and motivational interviewing.

## **PART TWO: Statewide Innovation & Recovery**

**Leadership, Planning and Coordination**

Provide resources to fund the oversight, management, and evaluation of abatement programs and inform future approaches.

Community regional planning to identify goals for opioid reduction and support efforts or to identify areas and populations with the greatest needs for prevention, treatment, and/or services.

A government dashboard to track key opioid/and addiction-related indicators and supports as identified through collaborative community processes.

Provide funding for grant writing to assist already established community coalitions in securing state and federal grant dollars for capacity building and sustainability.

### **Stigma Reduction, Training and Education**

Commission statewide campaigns to address stigma against people with mental illness and substance use disorders. Stigma and misinformation deeply embed the deadly consequences of Ohio's public health crisis. These prevent families from seeking help, fuel harmful misperceptions and stereotypes in Ohio communities, and can discourage medical professionals from providing evidence-informed consultation and care. Ohio's campaign to end stigma should include chronic disease education; evidence-based prevention, treatment, and harm reduction strategies; stories of recovery; and a constant reframing of mental illness and addiction from a personal moral failing to a treatable chronic illness.

Coordinate public and professional training opportunities that expand the understanding and awareness of adverse childhood experiences (ACEs) and psychological trauma, effective treatment models, and the use of medications that aid in the acute care and chronic disease management of both mental illness and addiction.

Strengthen the citizen workforce by providing community-based trainings, such as Mental Health First Aid, Crisis Intervention Training, naloxone administration, and suicide prevention. These best practice trainings should be allowable as Continuing Education Units for professional development and when offered in an educational setting, provide academic credit.

Development and dissemination of new accredited curricula, such as the American Academy of Addiction Psychiatry's Provider Clinical Support Service Medication-Assisted Treatment.

Training for emergency room personnel treating opioid overdose patients on post-discharge planning. Such training includes community referrals for MAT, recovery case management and/or support services.

Public education relating to drug disposal.

Drug take-back disposal or destruction programs.

Public education relating to emergency responses to overdoses.

Public education relating to immunity and Good Samaritan laws.

Educating first responders regarding the existence and operation of immunity and Good Samaritan laws.

Invest in public health education campaigns that inform audiences about the ease of contraction of hepatitis C, and that engage persons at-risk to receive testing and treatment.

Convene and host community conversations and events that engage local non-profits, civic clubs, and the faith-based community as a system to support prevention.

Fund programs and services regarding staff training, networking, and practice to improve staff capability to abate the opioid crisis.

Support infrastructure and staffing for collaborative cross-systems coordination to prevent opioid misuse, prevent overdoses, and treat those with addiction including opioids and/or any other co-occurring substance use and/or mental health conditions (e.g. behavioral health prevention, treatment, and recovery services providers, healthcare, primary care, pharmacies, PDMPs).

Support community-wide stigma reduction regarding accessing treatment and support for persons with substance use disorders.

### **RESEARCH**

Ensuring that funding is flexible to invest in short and long-term research and innovation projects that embrace new advances, technology and other strategies that meet the needs of Ohioans today and in the future.

## OneOhio Exhibit B

## Allocation to Ohio Municipalities, Excluding Bellwethers

<u>Government Name</u>	<u>County</u>	<u>Census ID</u>	<u>Gov't Type</u>	<u>Gov't Share (%)</u>
Aberdeen village	BROWN COUNTY	36200800100000	Other	0.0087%
Ada village	HARDIN COUNTY	36203300100000	Other	0.0078%
ADAMS COUNTY	ADAMS COUNTY	36100100100000	County	0.3474%
ADAMS TOWNSHIP	CHAMPAIGN COUNTY	36301100100000	Other	0.0001%
ADAMS TOWNSHIP	CLINTON COUNTY	36301400100000	Other	0.0003%
ADAMS TOWNSHIP	DARKE COUNTY	36301900100000	Other	0.0017%
ADAMS TOWNSHIP	MONROE COUNTY	36305600100000	Other	0.0000%
ADAMS TOWNSHIP	MUSKINGUM COUNTY	36306000100000	Other	0.0001%
ADAMS TOWNSHIP	SENECA COUNTY	36307400100000	Other	0.0004%
ADAMS TOWNSHIP	WASHINGTON COUNTY	36308400100000	Other	0.0001%
Adamsville village	MUSKINGUM COUNTY	36206000100000	Other	0.0001%
Addyston village	HAMILTON COUNTY	36203100100000	Other	0.0025%
Adelphi village	ROSS COUNTY	36207100100000	Other	0.0020%
Adena village	MULTIPLE COUNTIES	36204100100000	Other	0.0004%
AID TOWNSHIP	LAWRENCE COUNTY	36304400100000	Other	0.0003%
Akron city	SUMMIT COUNTY	36207700100000	Other	0.8812%
Albany village	ATHENS COUNTY	36200500100000	Other	0.0019%
ALEXANDER TOWNSHIP	ATHENS COUNTY	36300500100000	Other	0.0001%
Alexandria village	LICKING COUNTY	36204500100000	Other	0.0006%
Alger village	HARDIN COUNTY	36203300200000	Other	0.0005%
ALLEN COUNTY	ALLEN COUNTY	36100200200000	County	0.4093%
ALLEN TOWNSHIP	DARKE COUNTY	36301900200000	Other	0.0007%
ALLEN TOWNSHIP	HANCOCK COUNTY	36303200100000	Other	0.0006%
ALLEN TOWNSHIP	OTTAWA COUNTY	36306200100000	Other	0.0006%
ALLEN TOWNSHIP	UNION COUNTY	36308000100000	Other	0.0029%
Alliance city	MULTIPLE COUNTIES	36207600100000	Other	0.0889%
AMANDA TOWNSHIP	FAIRFIELD COUNTY	36302300100000	Other	0.0019%
AMANDA TOWNSHIP	HANCOCK COUNTY	36303200200000	Other	0.0002%
Amanda village	FAIRFIELD COUNTY	36202300100000	Other	0.0006%
Amberley village	HAMILTON COUNTY	36203100200000	Other	0.0192%
AMBOY TOWNSHIP	FULTON COUNTY	36302600100000	Other	0.0017%
Amelia village	CLERMONT COUNTY	36201300100000	Other	0.0139%
AMERICAN TOWNSHIP	ALLEN COUNTY	36300200200000	Other	0.0194%
AMES TOWNSHIP	ATHENS COUNTY	36300500200000	Other	0.0004%
Amesville village	ATHENS COUNTY	36200500200000	Other	0.0001%
Amherst city	LORAIN COUNTY	36204700100000	Other	0.0345%
AMHERST TOWNSHIP	LORAIN COUNTY	36304700100000	Other	0.0134%
Amsterdam village	JEFFERSON COUNTY	36204100200000	Other	0.0004%
ANDERSON TOWNSHIP	HAMILTON COUNTY	36303100100000	Other	0.0761%
ANDOVER TOWNSHIP	ASHTABULA COUNTY	36300400100000	Other	0.0011%
Andover village	ASHTABULA COUNTY	36200400100000	Other	0.0041%
Anna village	SHELBY COUNTY	36207500100000	Other	0.0029%
Ansonia village	DARKE COUNTY	36201900100000	Other	0.0015%
Antioch village	MONROE COUNTY	36205600100000	Other	0.0000%
Antwerp village	PAULDING COUNTY	36206300100000	Other	0.0009%
Apple Creek village	WAYNE COUNTY	36208500100000	Other	0.0005%
Aquilla village	GEAUGA COUNTY	36202800100000	Other	0.0000%
Arcadia village	HANCOCK COUNTY	36203200100000	Other	0.0000%

## OneOhio Exhibit B

Revised 1/21/2020 12:30 PM

## OneOhio Exhibit B

Arcanum village	DARKE COUNTY	36201900200000 Other	0.0034%
Archbold village	FULTON COUNTY	36202600100000 Other	0.0169%
Arlington Heights village	HAMILTON COUNTY	36203100300000 Other	0.0024%
Arlington village	HANCOCK COUNTY	36203200200000 Other	0.0017%
Ashland city	ASHLAND COUNTY	36200300100000 Other	0.0678%
ASHLAND COUNTY	ASHLAND COUNTY	36100300300000 County	0.2064%
Ashley village	DELAWARE COUNTY	36202100100000 Other	0.0012%
Ashtabula city	ASHTABULA COUNTY	36200400200000 Other	0.0931%
ASHTABULA COUNTY	ASHTABULA COUNTY	36100400400000 County	0.7429%
ASHTABULA TOWNSHIP	ASHTABULA COUNTY	36300400200000 Other	0.0175%
Ashville village	PICKAWAY COUNTY	36206500100000 Other	0.0025%
Athalia village	LAWRENCE COUNTY	36204400100000 Other	0.0000%
Athens city	ATHENS COUNTY	36200500300000 Other	0.0701%
ATHENS COUNTY	ATHENS COUNTY	36100500500000 County	0.4584%
ATHENS TOWNSHIP	ATHENS COUNTY	36300500300000 Other	0.0026%
ATHENS TOWNSHIP	HARRISON COUNTY	36303400200000 Other	0.0003%
Attica village	SENECA COUNTY	36207400100000 Other	0.0008%
ATWATER TOWNSHIP	PORTAGE COUNTY	36306700100000 Other	0.0005%
AUBURN TOWNSHIP	CRAWFORD COUNTY	36301700100000 Other	0.0008%
AUBURN TOWNSHIP	GEAUGA COUNTY	36302800100000 Other	0.0068%
AUBURN TOWNSHIP	TUSCARAWAS COUNTY	36307900100000 Other	0.0000%
AUGLAIZE COUNTY	AUGLAIZE COUNTY	36100600600000 County	0.1649%
AUGLAIZE TOWNSHIP	ALLEN COUNTY	36300200300000 Other	0.0010%
AUGLAIZE TOWNSHIP	PAULDING COUNTY	36306300100000 Other	0.0001%
AUGUSTA TOWNSHIP	CARROLL COUNTY	36301000100000 Other	0.0005%
AURELIUS TOWNSHIP	WASHINGTON COUNTY	36308400200000 Other	0.0000%
Aurora city	PORTAGE COUNTY	36206700100000 Other	0.0295%
AUSTINBURG TOWNSHIP	ASHTABULA COUNTY	36300400300000 Other	0.0005%
AUSTINTOWN TOWNSHIP	MAHONING COUNTY	36305000100000 Other	0.0890%
Avon city	LORAIN COUNTY	36204700200000 Other	0.0730%
Avon Lake city	LORAIN COUNTY	36204700300000 Other	0.0663%
Bailey Lakes village	ASHLAND COUNTY	36200350100000 Other	0.0001%
BAINBRIDGE TOWNSHIP	GEAUGA COUNTY	36302800200000 Other	0.0406%
Bainbridge village	ROSS COUNTY	36207100200000 Other	0.0023%
Bairdstown village	WOOD COUNTY	36208700100000 Other	0.0001%
BALLVILLE TOWNSHIP	SANDUSKY COUNTY	36307200100000 Other	0.0022%
Baltic village	MULTIPLE COUNTIES	36207900100000 Other	0.0009%
Baltimore village	FAIRFIELD COUNTY	36202300200000 Other	0.0032%
Barberton city	SUMMIT COUNTY	36207700200000 Other	0.1164%
BARLOW TOWNSHIP	WASHINGTON COUNTY	36308400300000 Other	0.0003%
Barnesville village	BELMONT COUNTY	36200700100000 Other	0.0107%
Barnhill village	TUSCARAWAS COUNTY	36207900200000 Other	0.0007%
BARTLOW TOWNSHIP	HENRY COUNTY	36303500100000 Other	0.0001%
BATAVIA TOWNSHIP	CLERMONT COUNTY	36301300100000 Other	0.0001%
Batavia village	CLERMONT COUNTY	36201300200000 Other	0.0048%
Batesville village	NOBLE COUNTY	36206100100000 Other	0.0001%
BATH TOWNSHIP	ALLEN COUNTY	36300200400000 Other	0.0089%
BATH TOWNSHIP	GREENE COUNTY	36302900100000 Other	0.0002%
BATH TOWNSHIP	SUMMIT COUNTY	36307700100000 Other	0.0490%
BAUGHMAN TOWNSHIP	WAYNE COUNTY	36308500100000 Other	0.0001%
BAY TOWNSHIP	OTTAWA COUNTY	36306200200000 Other	0.0001%
Bay View village	ERIE COUNTY	36202200100000 Other	0.0013%

## OneOhio Exhibit B

Revised 1/21/2020 12:30 PM

## OneOhio Exhibit B

Bay Village city	CUYAHOGA COUNTY	36201800100000 Other	0.0295%
BAZETTA TOWNSHIP	TRUMBULL COUNTY	36307800100000 Other	0.0331%
Beach City village	STARK COUNTY	36207600200000 Other	0.0007%
Beachwood city	CUYAHOGA COUNTY	36201800200000 Other	0.0573%
Beallsville village	MONROE COUNTY	36205600200000 Other	0.0002%
BEARFIELD TOWNSHIP	PERRY COUNTY	36306400100000 Other	0.0005%
BEAVER TOWNSHIP	MAHONING COUNTY	36305000200000 Other	0.0148%
BEAVER TOWNSHIP	PIKE COUNTY	36306600100000 Other	0.0003%
Beaver village	PIKE COUNTY	36206600100000 Other	0.0002%
Beavercreek city	GREENE COUNTY	36202960100000 Other	0.0844%
BEAVERCREEK TOWNSHIP	GREENE COUNTY	36302900200000 Other	0.1349%
Beaverdam village	ALLEN COUNTY	36200200100000 Other	0.0001%
Bedford city	CUYAHOGA COUNTY	36201800300000 Other	0.0430%
Bedford Heights city	CUYAHOGA COUNTY	36201800400000 Other	0.0387%
BEDFORD TOWNSHIP	COSHOCTON COUNTY	36301600200000 Other	0.0000%
Bellaire village	BELMONT COUNTY	36200700200000 Other	0.0010%
Bellbrook city	GREENE COUNTY	36202900100000 Other	0.0238%
Belle Center village	LOGAN COUNTY	36204600100000 Other	0.0005%
Belle Valley village	NOBLE COUNTY	36206100200000 Other	0.0001%
Bellefontaine city	LOGAN COUNTY	36204600200000 Other	0.0729%
Bellevue city	MULTIPLE COUNTIES	36203900100000 Other	0.0300%
Bellville village	RICHLAND COUNTY	36207000100000 Other	0.0011%
BELMONT COUNTY	BELMONT COUNTY	36100700700000 County	0.4905%
Belmont village	BELMONT COUNTY	36200700300000 Other	0.0011%
Belmore village	PUTNAM COUNTY	36206900100000 Other	0.0002%
Beloit village	MAHONING COUNTY	36205000100000 Other	0.0038%
Belpre city	WASHINGTON COUNTY	36208400100000 Other	0.0099%
BELPRE TOWNSHIP	WASHINGTON COUNTY	36308400400000 Other	0.0009%
BENNINGTON TOWNSHIP	LICKING COUNTY	36304500100000 Other	0.0006%
BENNINGTON TOWNSHIP	MORROW COUNTY	36305900100000 Other	0.0001%
Bentleyville village	CUYAHOGA COUNTY	36201800500000 Other	0.0020%
Benton Ridge village	HANCOCK COUNTY	36203200300000 Other	0.0001%
BENTON TOWNSHIP	HOCKING COUNTY	36303700100000 Other	0.0001%
BENTON TOWNSHIP	OTTAWA COUNTY	36306200300000 Other	0.0008%
BENTON TOWNSHIP	PAULDING COUNTY	36306300200000 Other	0.0002%
BENTON TOWNSHIP	PIKE COUNTY	36306600200000 Other	0.0004%
Berea city	CUYAHOGA COUNTY	36201800600000 Other	0.0293%
Bergholz village	JEFFERSON COUNTY	36204100300000 Other	0.0002%
Berkey village	LUCAS COUNTY	36204800100000 Other	0.0004%
BERKSHIRE TOWNSHIP	DELAWARE COUNTY	36302100100000 Other	0.0001%
Berlin Heights village	ERIE COUNTY	36202200200000 Other	0.0009%
BERLIN TOWNSHIP	DELAWARE COUNTY	36302100200000 Other	0.0000%
BERLIN TOWNSHIP	ERIE COUNTY	36302200100000 Other	0.0001%
BERLIN TOWNSHIP	HOLMES COUNTY	36303800100000 Other	0.0001%
BERLIN TOWNSHIP	MAHONING COUNTY	36305000300000 Other	0.0015%
BERN TOWNSHIP	ATHENS COUNTY	36300500400000 Other	0.0001%
BERNE TOWNSHIP	FAIRFIELD COUNTY	36302300200000 Other	0.0002%
BETHEL TOWNSHIP	CLARK COUNTY	36301200100000 Other	0.0138%
BETHEL TOWNSHIP	MONROE COUNTY	36305600300000 Other	0.0000%
Bethel village	CLERMONT COUNTY	36201300300000 Other	0.0058%
Bethesda village	BELMONT COUNTY	36200700400000 Other	0.0007%
BETHLEHEM TOWNSHIP	COSHOCTON COUNTY	36301600300000 Other	0.0001%

## OneOhio Exhibit B

Revised 1/21/2020 12:30 PM



## OneOhio Exhibit B

BETHLEHEM TOWNSHIP	STARK COUNTY	36307600100000 Other	0.0015%
Bettsville village	SENECA COUNTY	36207400200000 Other	0.0010%
Beverly village	WASHINGTON COUNTY	36208400200000 Other	0.0020%
Bexley city	FRANKLIN COUNTY	36202500100000 Other	0.0459%
BIG ISLAND TOWNSHIP	MARION COUNTY	36305100100000 Other	0.0006%
BLACK CREEK TOWNSHIP	MERCER COUNTY	36305400100000 Other	0.0002%
Blakeslee village	WILLIAMS COUNTY	36208600200000 Other	0.0001%
BLANCHARD TOWNSHIP	HANCOCK COUNTY	36303200400000 Other	0.0001%
BLANCHARD TOWNSHIP	PUTNAM COUNTY	36306900100000 Other	0.0006%
Blanchester village	MULTIPLE COUNTIES	36201400100000 Other	0.0115%
BLENDON TOWNSHIP	FRANKLIN COUNTY	36302500100000 Other	0.0283%
BLOOM TOWNSHIP	FAIRFIELD COUNTY	36302300300000 Other	0.0119%
BLOOM TOWNSHIP	MORGAN COUNTY	36305800100000 Other	0.0002%
BLOOM TOWNSHIP	SCIOTO COUNTY	36307300100000 Other	0.0001%
BLOOM TOWNSHIP	SENECA COUNTY	36307400300000 Other	0.0010%
Bloomdale village	WOOD COUNTY	36208700200000 Other	0.0006%
BLOOMFIELD TOWNSHIP	JACKSON COUNTY	36304000100000 Other	0.0013%
BLOOMFIELD TOWNSHIP	LOGAN COUNTY	36304600100000 Other	0.0000%
Bloomington village	FAYETTE COUNTY	36202400100000 Other	0.0002%
Bloomington village	JEFFERSON COUNTY	36204100400000 Other	0.0002%
BLOOMINGGROVE TOWNSHIP	RICHLAND COUNTY	36307000100000 Other	0.0002%
Bloomville village	SENECA COUNTY	36207400300000 Other	0.0004%
Blue Ash city	HAMILTON COUNTY	36203100400000 Other	0.0852%
BLUE CREEK TOWNSHIP	PAULDING COUNTY	36306300300000 Other	0.0001%
BLUE ROCK TOWNSHIP	MUSKINGUM COUNTY	36306000200000 Other	0.0001%
Bluffton village	MULTIPLE COUNTIES	36200200200000 Other	0.0053%
BOARDMAN TOWNSHIP	MAHONING COUNTY	36305000400000 Other	0.1409%
BOKESCREEK TOWNSHIP	LOGAN COUNTY	36304600200000 Other	0.0013%
Bolivar village	TUSCARAWAS COUNTY	36207900300000 Other	0.0004%
Boston Heights village	SUMMIT COUNTY	36207700300000 Other	0.0077%
BOSTON TOWNSHIP	SUMMIT COUNTY	36307700200000 Other	0.0004%
Botkins village	SHELBY COUNTY	36207500200000 Other	0.0020%
Bowerston village	HARRISON COUNTY	36203400100000 Other	0.0001%
Bowersville village	GREENE COUNTY	36202900200000 Other	0.0001%
Bowling Green city	WOOD COUNTY	36208700300000 Other	0.0753%
BOWLING GREEN TOWNSHIP	LICKING COUNTY	36304500200000 Other	0.0000%
BRACEVILLE TOWNSHIP	TRUMBULL COUNTY	36307800300000 Other	0.0038%
Bradford village	MULTIPLE COUNTIES	36205500100000 Other	0.0029%
Bradner village	WOOD COUNTY	36208700400000 Other	0.0009%
Brady Lake village	PORTAGE COUNTY	36206700200000 Other	0.0003%
BRADY TOWNSHIP	WILLIAMS COUNTY	36308600100000 Other	0.0005%
Bratenahl village	CUYAHOGA COUNTY	36201800700000 Other	0.0051%
BRATTON TOWNSHIP	ADAMS COUNTY	36300100100000 Other	0.0001%
Brecksville city	CUYAHOGA COUNTY	36201800800000 Other	0.0241%
Bremen village	FAIRFIELD COUNTY	36202300300000 Other	0.0007%
Brewster village	STARK COUNTY	36207600300000 Other	0.0059%
Brice village	FRANKLIN COUNTY	36202550100000 Other	0.0006%
Bridgeport village	BELMONT COUNTY	36200700500000 Other	0.0050%
BRIDGEWATER TOWNSHIP	WILLIAMS COUNTY	36308600200000 Other	0.0004%
BRIGHTON TOWNSHIP	LORAIN COUNTY	36304700300000 Other	0.0000%
BRIMFIELD TOWNSHIP	PORTAGE COUNTY	36306700300000 Other	0.0112%
BRISTOL TOWNSHIP	MORGAN COUNTY	36305800200000 Other	0.0001%

## OneOhio Exhibit B

Revised 1/21/2020 12:30 PM

## OneOhio Exhibit B

BRISTOL TOWNSHIP	TRUMBULL COUNTY	36307800400000 Other	0.0253%
Broadview Heights city	CUYAHOGA COUNTY	36201800900000 Other	0.0227%
BRONSON TOWNSHIP	HURON COUNTY	36303900100000 Other	0.0009%
Brook Park city	CUYAHOGA COUNTY	36201801200000 Other	0.0390%
BROOKFIELD TOWNSHIP	NOBLE COUNTY	36306100200000 Other	0.0001%
BROOKFIELD TOWNSHIP	TRUMBULL COUNTY	36307800500000 Other	0.0346%
Brooklyn city	CUYAHOGA COUNTY	36201801000000 Other	0.0212%
Brooklyn Heights village	CUYAHOGA COUNTY	36201801100000 Other	0.0101%
Brookside village	BELMONT COUNTY	36200700600000 Other	0.0001%
Brookville city	MONTGOMERY COUNTY	36205700100000 Other	0.0217%
Broughton village	PAULDING COUNTY	36206300200000 Other	0.0000%
BROWN COUNTY	BROWN COUNTY	36100800800000 County	0.4653%
BROWN TOWNSHIP	CARROLL COUNTY	36301000200000 Other	0.0009%
BROWN TOWNSHIP	DARKE COUNTY	36301900300000 Other	0.0008%
BROWN TOWNSHIP	DELAWARE COUNTY	36302100300000 Other	0.0000%
BROWN TOWNSHIP	FRANKLIN COUNTY	36302500200000 Other	0.0004%
BROWN TOWNSHIP	KNOX COUNTY	36304200200000 Other	0.0039%
BROWN TOWNSHIP	MIAMI COUNTY	36305500200000 Other	0.0006%
BROWN TOWNSHIP	PAULDING COUNTY	36306300400000 Other	0.0001%
BROWN TOWNSHIP	VINTON COUNTY	36308200100000 Other	0.0000%
Brunswick city	MEDINA COUNTY	36205250100000 Other	0.1197%
BRUNSWICK HILLS TOWNSHIP	MEDINA COUNTY	36305200100000 Other	0.0201%
BRUSH CREEK TOWNSHIP	JEFFERSON COUNTY	36304100100000 Other	0.0001%
BRUSH CREEK TOWNSHIP	SCIOTO COUNTY	36307300200000 Other	0.0011%
BRUSHCREEK TOWNSHIP	HIGHLAND COUNTY	36303600100000 Other	0.0060%
Bryan city	WILLIAMS COUNTY	36208600300000 Other	0.0285%
Buchtel village	MULTIPLE COUNTIES	36200500400000 Other	0.0002%
Buckeye Lake village	MULTIPLE COUNTIES	36204560100000 Other	0.0041%
Buckland village	AUGLAIZE COUNTY	36200600100000 Other	0.0001%
BUCKS TOWNSHIP	TUSCARAWAS COUNTY	36307900200000 Other	0.0003%
Bucyrus city	CRAWFORD COUNTY	36201700100000 Other	0.0467%
BUCYRUS TOWNSHIP	CRAWFORD COUNTY	36301700200000 Other	0.0002%
BUFFALO TOWNSHIP	NOBLE COUNTY	36306100300000 Other	0.0001%
Burbank village	WAYNE COUNTY	36208500200000 Other	0.0002%
Burgoon village	SANDUSKY COUNTY	36207200100000 Other	0.0002%
Burkettsville village	MULTIPLE COUNTIES	36205400100000 Other	0.0000%
BURLINGTON TOWNSHIP	LICKING COUNTY	36304500300000 Other	0.0013%
BURTON TOWNSHIP	GEAUGA COUNTY	36302800300000 Other	0.0023%
Burton village	GEAUGA COUNTY	36202800200000 Other	0.0036%
BUTLER COUNTY	BUTLER COUNTY	36100900900000 County	2.6887%
BUTLER TOWNSHIP	COLUMBIANA COUNTY	36301500100000 Other	0.0018%
BUTLER TOWNSHIP	DARKE COUNTY	36301900400000 Other	0.0007%
BUTLER TOWNSHIP	MERCER COUNTY	36305400200000 Other	0.0021%
BUTLER TOWNSHIP	MONTGOMERY COUNTY	36305700100000 Other	0.0308%
BUTLER TOWNSHIP	RICHLAND COUNTY	36307000200000 Other	0.0004%
Butler village	RICHLAND COUNTY	36207000200000 Other	0.0005%
Butlerville village	WARREN COUNTY	36208300100000 Other	0.0002%
Byesville village	GUERNSEY COUNTY	36203000100000 Other	0.0018%
BYRD TOWNSHIP	BROWN COUNTY	36300800100000 Other	0.0018%
CADIZ TOWNSHIP	HARRISON COUNTY	36303400300000 Other	0.0013%
Cadiz village	HARRISON COUNTY	36203400200000 Other	0.0042%
CAESARSCREEK TOWNSHIP	GREENE COUNTY	36302900300000 Other	0.0005%

## OneOhio Exhibit B

Revised 1/21/2020 12:30 PM

## OneOhio Exhibit B

Cairo village	ALLEN COUNTY	36200200300000 Other	0.0000%
Caldwell village	NOBLE COUNTY	36206100300000 Other	0.0018%
Caledonia village	MARION COUNTY	36205100100000 Other	0.0007%
Cambridge city	GUERNSEY COUNTY	36203000200000 Other	0.0668%
CAMBRIDGE TOWNSHIP	GUERNSEY COUNTY	36303000200000 Other	0.0001%
CAMDEN TOWNSHIP	LORAIN COUNTY	36304700500000 Other	0.0003%
Camden village	PREBLE COUNTY	36206800100000 Other	0.0031%
CAMP CREEK TOWNSHIP	PIKE COUNTY	36306600300000 Other	0.0002%
Campbell city	MAHONING COUNTY	36205000200000 Other	0.0207%
CANAAN TOWNSHIP	MORROW COUNTY	36305900200000 Other	0.0001%
CANAAN TOWNSHIP	WAYNE COUNTY	36308500200000 Other	0.0002%
Canal Fulton city	STARK COUNTY	36207600400000 Other	0.0143%
Canal Winchester city	MULTIPLE COUNTIES	36202500200000 Other	0.0017%
Canfield city	MAHONING COUNTY	36205000300000 Other	0.0340%
CANFIELD TOWNSHIP	MAHONING COUNTY	36305000500000 Other	0.0024%
Canton city	STARK COUNTY	36207600500000 Other	0.4906%
CANTON TOWNSHIP	STARK COUNTY	36307600200000 Other	0.0238%
Cardington village	MORROW COUNTY	36205900100000 Other	0.0026%
Carey village	WYANDOT COUNTY	36208800100000 Other	0.0048%
CARLISLE TOWNSHIP	LORAIN COUNTY	36304700600000 Other	0.0046%
Carlisle village	MULTIPLE COUNTIES	36208350100000 Other	0.0082%
CARROLL COUNTY	CARROLL COUNTY	36101001000000 County	0.1275%
CARROLL TOWNSHIP	OTTAWA COUNTY	36306200400000 Other	0.0031%
Carroll village	FAIRFIELD COUNTY	36202300400000 Other	0.0009%
Carrollton village	CARROLL COUNTY	36201000100000 Other	0.0061%
CARRYALL TOWNSHIP	PAULDING COUNTY	36306300500000 Other	0.0001%
CARTHAGE TOWNSHIP	ATHENS COUNTY	36300500600000 Other	0.0002%
CASS TOWNSHIP	MUSKINGUM COUNTY	36306000400000 Other	0.0002%
CASS TOWNSHIP	RICHLAND COUNTY	36307000300000 Other	0.0008%
Casstown village	MIAMI COUNTY	36205500200000 Other	0.0005%
Castalia village	ERIE COUNTY	36202200300000 Other	0.0011%
Castine village	DARKE COUNTY	36201900300000 Other	0.0005%
CATAWBA ISLAND TOWNSHIP	OTTAWA COUNTY	36306200500000 Other	0.0060%
Catawba village	CLARK COUNTY	36201200100000 Other	0.0002%
Cecil village	PAULDING COUNTY	36206300300000 Other	0.0000%
CEDARVILLE TOWNSHIP	GREENE COUNTY	36302900400000 Other	0.0037%
Cedarville village	GREENE COUNTY	36202900300000 Other	0.0036%
Celina city	MERCER COUNTY	36205400200000 Other	0.0166%
CENTER TOWNSHIP	CARROLL COUNTY	36301000300000 Other	0.0002%
CENTER TOWNSHIP	COLUMBIANA COUNTY	36301500200000 Other	0.0003%
CENTER TOWNSHIP	GUERNSEY COUNTY	36303000300000 Other	0.0002%
CENTER TOWNSHIP	MERCER COUNTY	36305400300000 Other	0.0004%
CENTER TOWNSHIP	MONROE COUNTY	36305600400000 Other	0.0005%
CENTER TOWNSHIP	MORGAN COUNTY	36305800300000 Other	0.0001%
CENTER TOWNSHIP	NOBLE COUNTY	36306100400000 Other	0.0002%
CENTER TOWNSHIP	WILLIAMS COUNTY	36308600300000 Other	0.0005%
CENTER TOWNSHIP	WOOD COUNTY	36308700200000 Other	0.0003%
Centerburg village	KNOX COUNTY	36204200200000 Other	0.0041%
Centerville city	MULTIPLE COUNTIES	36205700200000 Other	0.0592%
Centerville village	GALLIA COUNTY	36202700100000 Other	0.0005%
CESSNA TOWNSHIP	HARDIN COUNTY	36303300300000 Other	0.0001%
CHAGRIN FALLS TOWNSHIP	CUYAHOGA COUNTY	36301800200000 Other	0.0000%

## OneOhio Exhibit B

Revised 1/21/2020 12:30 PM

## OneOhio Exhibit B

Chagrin Falls village	CUYAHOGA COUNTY	36201801300000 Other	0.0125%
CHAMPAIGN COUNTY	CHAMPAIGN COUNTY	36101101100000 County	0.2269%
CHAMPION TOWNSHIP	TRUMBULL COUNTY	36307800600000 Other	0.0284%
Chardon city	GEAUGA COUNTY	36202800300000 Other	0.0479%
CHARDON TOWNSHIP	GEAUGA COUNTY	36302800400000 Other	0.0039%
CHARLESTOWN TOWNSHIP	PORTAGE COUNTY	36306700400000 Other	0.0000%
CHATFIELD TOWNSHIP	CRAWFORD COUNTY	36301700300000 Other	0.0008%
Chatfield village	CRAWFORD COUNTY	36201700200000 Other	0.0001%
CHATHAM TOWNSHIP	MEDINA COUNTY	36305200200000 Other	0.0004%
Chauncey village	ATHENS COUNTY	36200500500000 Other	0.0001%
Cherry Fork village	ADAMS COUNTY	36200100100000 Other	0.0004%
CHERRY VALLEY TOWNSHIP	ASHTABULA COUNTY	36300400400000 Other	0.0005%
Chesapeake village	LAWRENCE COUNTY	36204400200000 Other	0.0022%
CHESHIRE TOWNSHIP	GALLIA COUNTY	36302700200000 Other	0.0010%
Cheshire village	GALLIA COUNTY	36202700200000 Other	0.0002%
CHESTER TOWNSHIP	CLINTON COUNTY	36301400200000 Other	0.0019%
CHESTER TOWNSHIP	GEAUGA COUNTY	36302800500000 Other	0.0253%
CHESTER TOWNSHIP	MORROW COUNTY	36305900400000 Other	0.0005%
CHESTER TOWNSHIP	WAYNE COUNTY	36308500300000 Other	0.0004%
Chesterhill village	MORGAN COUNTY	36205800100000 Other	0.0001%
Chesterville village	MORROW COUNTY	36205900200000 Other	0.0001%
Cheviot city	HAMILTON COUNTY	36203100500000 Other	0.0177%
Chickasaw village	MERCER COUNTY	36205400300000 Other	0.0003%
Chillicothe city	ROSS COUNTY	36207100300000 Other	0.3117%
Chilo village	CLERMONT COUNTY	36201370100000 Other	0.0002%
Chippewa Lake village	MEDINA COUNTY	36205200100000 Other	0.0005%
CHIPPEWA TOWNSHIP	WAYNE COUNTY	36308500400000 Other	0.0026%
Christiansburg village	CHAMPAIGN COUNTY	36201100100000 Other	0.0003%
Cincinnati city	HAMILTON COUNTY	36203100600000 Other	1.9226%
Circleville city	PICKAWAY COUNTY	36206500200000 Other	0.3452%
CIRCLEVILLE TOWNSHIP	PICKAWAY COUNTY	36306500100000 Other	0.0006%
CLAIBOURNE TOWNSHIP	UNION COUNTY	36308000200000 Other	0.0000%
CLARIDON TOWNSHIP	GEAUGA COUNTY	36302800600000 Other	0.0026%
Clarington village	MONROE COUNTY	36205600300000 Other	0.0000%
CLARK COUNTY	CLARK COUNTY	36101201200000 County	1.2152%
CLARK TOWNSHIP	BROWN COUNTY	36300800200000 Other	0.0054%
CLARK TOWNSHIP	CLINTON COUNTY	36301400300000 Other	0.0011%
Clarksburg village	ROSS COUNTY	36207100400000 Other	0.0000%
CLARKSFIELD TOWNSHIP	HURON COUNTY	36303900200000 Other	0.0007%
Clarksville village	CLINTON COUNTY	36201400200000 Other	0.0004%
Clay Center village	OTTAWA COUNTY	36206200100000 Other	0.0001%
CLAY TOWNSHIP	AUGLAIZE COUNTY	36300600100000 Other	0.0004%
CLAY TOWNSHIP	HIGHLAND COUNTY	36303600200000 Other	0.0004%
CLAY TOWNSHIP	MONTGOMERY COUNTY	36305700200000 Other	0.0058%
CLAY TOWNSHIP	MUSKINGUM COUNTY	36306000500000 Other	0.0004%
CLAY TOWNSHIP	OTTAWA COUNTY	36306200600000 Other	0.0026%
CLAY TOWNSHIP	SCIOTO COUNTY	36307300300000 Other	0.0065%
CLAY TOWNSHIP	TUSCARAWAS COUNTY	36307900300000 Other	0.0000%
Clayton city	MONTGOMERY COUNTY	36205700300000 Other	0.0375%
CLAYTON TOWNSHIP	PERRY COUNTY	36306400200000 Other	0.0004%
CLEAR CREEK TOWNSHIP	WARREN COUNTY	36308300100000 Other	0.0874%
CLEARCREEK TOWNSHIP	FAIRFIELD COUNTY	36302300400000 Other	0.0011%

## OneOhio Exhibit B

Revised 1/21/2020 12:30 PM

## OneOhio Exhibit B

CLERMONT COUNTY	CLERMONT COUNTY	36101301300000 County	1.9148%
Cleveland city	CUYAHOGA COUNTY	36201801400000 Other	1.8006%
Cleveland Heights city	CUYAHOGA COUNTY	36201801500000 Other	0.0861%
Cleves village	HAMILTON COUNTY	36203100700000 Other	0.0032%
Clifton village	CLARK COUNTY	36202900400000 Other	0.0003%
CLINTON COUNTY	CLINTON COUNTY	36101401400000 County	0.4003%
CLINTON TOWNSHIP	FRANKLIN COUNTY	36302500300000 Other	0.0108%
CLINTON TOWNSHIP	FULTON COUNTY	36302600300000 Other	0.0006%
CLINTON TOWNSHIP	SENECA COUNTY	36307400400000 Other	0.0007%
CLINTON TOWNSHIP	SHELBY COUNTY	36307500100000 Other	0.0006%
CLINTON TOWNSHIP	VINTON COUNTY	36308200200000 Other	0.0003%
CLINTON TOWNSHIP	WAYNE COUNTY	36308500500000 Other	0.0002%
Clinton village	SUMMIT COUNTY	36207700400000 Other	0.0011%
Cloverdale village	PUTNAM COUNTY	36206900200000 Other	0.0002%
Clyde city	SANDUSKY COUNTY	36207200200000 Other	0.0220%
Coal Grove village	LAWRENCE COUNTY	36204400300000 Other	0.0050%
COAL TOWNSHIP	JACKSON COUNTY	36304000200000 Other	0.0005%
COAL TOWNSHIP	PERRY COUNTY	36306400300000 Other	0.0004%
Coalton village	JACKSON COUNTY	36204000100000 Other	0.0024%
COITSVILLE TOWNSHIP	MAHONING COUNTY	36305000600000 Other	0.0048%
Coldwater village	MERCER COUNTY	36205400400000 Other	0.0055%
COLERAIN TOWNSHIP	BELMONT COUNTY	36300700100000 Other	0.0006%
COLERAIN TOWNSHIP	HAMILTON COUNTY	36303100200000 Other	0.1398%
College Corner village	MULTIPLE COUNTIES	36206800200000 Other	0.0023%
COLLEGE TOWNSHIP	KNOX COUNTY	36304200600000 Other	0.0029%
COLUMBIA TOWNSHIP	HAMILTON COUNTY	36303100300000 Other	0.0091%
COLUMBIA TOWNSHIP	LORAIN COUNTY	36304700700000 Other	0.0045%
COLUMBIA TOWNSHIP	MEIGS COUNTY	36305300300000 Other	0.0001%
Columbiana city	MULTIPLE COUNTIES	36201500100000 Other	0.0212%
COLUMBIANA COUNTY	COLUMBIANA COUNTY	36101501500000 County	0.6832%
Columbus city	MULTIPLE COUNTIES	36202500300000 Other	4.0359%
Columbus Grove village	PUTNAM COUNTY	36206900300000 Other	0.0014%
Commercial Point village	PICKAWAY COUNTY	36206500300000 Other	0.0009%
CONCORD TOWNSHIP	DELAWARE COUNTY	36302100400000 Other	0.0132%
CONCORD TOWNSHIP	FAYETTE COUNTY	36302400100000 Other	0.0003%
CONCORD TOWNSHIP	HIGHLAND COUNTY	36303600300000 Other	0.0001%
CONCORD TOWNSHIP	LAKE COUNTY	36304300100000 Other	0.0329%
CONCORD TOWNSHIP	MIAMI COUNTY	36305500300000 Other	0.0048%
CONCORD TOWNSHIP	ROSS COUNTY	36307100300000 Other	0.0034%
Conesville village	COSHOCTON COUNTY	36201600100000 Other	0.0002%
CONGRESS TOWNSHIP	MORROW COUNTY	36305900500000 Other	0.0000%
CONGRESS TOWNSHIP	WAYNE COUNTY	36308500600000 Other	0.0000%
Congress village	WAYNE COUNTY	36208500300000 Other	0.0001%
Conneaut city	ASHTABULA COUNTY	36200400300000 Other	0.0501%
Continental village	PUTNAM COUNTY	36206900400000 Other	0.0014%
Convoy village	VAN WERT COUNTY	36208100100000 Other	0.0016%
Coolville village	ATHENS COUNTY	36200500600000 Other	0.0003%
COPLEY TOWNSHIP	SUMMIT COUNTY	36307700300000 Other	0.0645%
Corning village	PERRY COUNTY	36206400100000 Other	0.0011%
Cortland city	TRUMBULL COUNTY	36207800100000 Other	0.0350%
Corwin village	WARREN COUNTY	36208300200000 Other	0.0005%
Coshocton city	COSHOCTON COUNTY	36201600200000 Other	0.0177%

## OneOhio Exhibit B

Revised 1/21/2020 12:30 PM

## OneOhio Exhibit B

COSHOCTON COUNTY	COSHOCTON COUNTY	36101601600000 County	0.1890%
COVENTRY TOWNSHIP	SUMMIT COUNTY	36307700400000 Other	0.0113%
Covington village	MIAMI COUNTY	36205500300000 Other	0.0077%
Craig Beach village	MAHONING COUNTY	36205000400000 Other	0.0004%
CRANBERRY TOWNSHIP	CRAWFORD COUNTY	36301700400000 Other	0.0002%
CRANE TOWNSHIP	PAULDING COUNTY	36306300600000 Other	0.0001%
CRANE TOWNSHIP	WYANDOT COUNTY	36308800200000 Other	0.0006%
CRAWFORD COUNTY	CRAWFORD COUNTY	36101701700000 County	0.2595%
CRAWFORD TOWNSHIP	COSHOCTON COUNTY	36301600500000 Other	0.0002%
CRAWFORD TOWNSHIP	WYANDOT COUNTY	36308800300000 Other	0.0001%
Crestline village	MULTIPLE COUNTIES	36201700300000 Other	0.0167%
Creston village	MULTIPLE COUNTIES	36208500400000 Other	0.0008%
Cridersville village	AUGLAIZE COUNTY	36200600200000 Other	0.0046%
Crooksville village	PERRY COUNTY	36206400200000 Other	0.0043%
CROSBY TOWNSHIP	HAMILTON COUNTY	36303100400000 Other	0.0045%
CROSS CREEK TOWNSHIP	JEFFERSON COUNTY	36304100200000 Other	0.0061%
Crown City village	GALLIA COUNTY	36202700300000 Other	0.0005%
Cumberland village	GUERNSEY COUNTY	36203000300000 Other	0.0007%
Custar village	WOOD COUNTY	36208700500000 Other	0.0000%
Cuyahoga Falls city	SUMMIT COUNTY	36207700500000 Other	0.1812%
Cuyahoga Heights village	CUYAHOGA COUNTY	36201801600000 Other	0.0194%
Cygnnet village	WOOD COUNTY	36208700600000 Other	0.0003%
CYNTHIAN TOWNSHIP	SHELBY COUNTY	36307500200000 Other	0.0000%
DALLAS TOWNSHIP	CRAWFORD COUNTY	36301700500000 Other	0.0002%
Dalton village	WAYNE COUNTY	36208500500000 Other	0.0012%
DAMASCUS TOWNSHIP	HENRY COUNTY	36303500200000 Other	0.0008%
DANBURY TOWNSHIP	OTTAWA COUNTY	36306200700000 Other	0.0039%
Danville village	KNOX COUNTY	36204200300000 Other	0.0022%
DARBY TOWNSHIP	MADISON COUNTY	36304900200000 Other	0.0011%
DARBY TOWNSHIP	UNION COUNTY	36308000300000 Other	0.0004%
Darbyville village	PICKAWAY COUNTY	36206500400000 Other	0.0000%
DARKE COUNTY	DARKE COUNTY	36101901900000 County	0.2652%
Dayton city	MONTGOMERY COUNTY	36205700400000 Other	1.3353%
De Graff village	LOGAN COUNTY	36204600300000 Other	0.0013%
DECATUR TOWNSHIP	LAWRENCE COUNTY	36304400200000 Other	0.0001%
DECATUR TOWNSHIP	WASHINGTON COUNTY	36308400500000 Other	0.0001%
Deer Park city	HAMILTON COUNTY	36203100800000 Other	0.0107%
DEERCREEK TOWNSHIP	PICKAWAY COUNTY	36306500300000 Other	0.0004%
DEERFIELD TOWNSHIP	PORTAGE COUNTY	36306700500000 Other	0.0009%
DEERFIELD TOWNSHIP	ROSS COUNTY	36307100400000 Other	0.0015%
DEERFIELD TOWNSHIP	WARREN COUNTY	36308300200000 Other	0.1151%
Deersville village	HARRISON COUNTY	36203400300000 Other	0.0000%
Defiance city	DEFIANCE COUNTY	36202000100000 Other	0.0659%
DEFIANCE COUNTY	DEFIANCE COUNTY	36102002000000 County	0.1710%
DEFIANCE TOWNSHIP	DEFIANCE COUNTY	36302000200000 Other	0.0007%
Delaware city	DELAWARE COUNTY	36202100200000 Other	0.1151%
DELAWARE COUNTY	DELAWARE COUNTY	36102102100000 County	0.4816%
DELAWARE TOWNSHIP	DEFIANCE COUNTY	36302000300000 Other	0.0015%
DELAWARE TOWNSHIP	DELAWARE COUNTY	36302100500000 Other	0.0075%
DELAWARE TOWNSHIP	HANCOCK COUNTY	36303200600000 Other	0.0001%
DELHI TOWNSHIP	HAMILTON COUNTY	36303100500000 Other	0.0630%
Dellroy village	CARROLL COUNTY	36201000200000 Other	0.0003%

## OneOhio Exhibit B

Revised 1/21/2020 12:30 PM

## OneOhio Exhibit B

Delphos city	MULTIPLE COUNTIES	36200200400000 Other	0.0171%
Delta village	FULTON COUNTY	36202600200000 Other	0.0085%
Dennison village	TUSCARAWAS COUNTY	36207900400000 Other	0.0063%
Deshler village	HENRY COUNTY	36203500100000 Other	0.0009%
Dexter City village	NOBLE COUNTY	36206100400000 Other	0.0001%
Dillonvale village	JEFFERSON COUNTY	36204100600000 Other	0.0012%
DINSMORE TOWNSHIP	SHELBY COUNTY	36307500300000 Other	0.0004%
DODSON TOWNSHIP	HIGHLAND COUNTY	36303600400000 Other	0.0106%
Donnelsville village	CLARK COUNTY	36201200200000 Other	0.0003%
DORSET TOWNSHIP	ASHTABULA COUNTY	36300400700000 Other	0.0001%
Dover city	TUSCARAWAS COUNTY	36207900500000 Other	0.0417%
DOVER TOWNSHIP	ATHENS COUNTY	36300500700000 Other	0.0005%
DOVER TOWNSHIP	TUSCARAWAS COUNTY	36307900400000 Other	0.0001%
DOVER TOWNSHIP	UNION COUNTY	36308000400000 Other	0.0005%
Doylestown village	WAYNE COUNTY	36208500600000 Other	0.0021%
Dresden village	MUSKINGUM COUNTY	36206000200000 Other	0.0028%
Dublin city	MULTIPLE COUNTIES	36202500500000 Other	0.0950%
DUBLIN TOWNSHIP	MERCER COUNTY	36305400400000 Other	0.0004%
DUCHOUQUET TOWNSHIP	AUGLAIZE COUNTY	36300600200000 Other	0.0011%
DUNHAM TOWNSHIP	WASHINGTON COUNTY	36308400600000 Other	0.0004%
Dunkirk village	HARDIN COUNTY	36203300300000 Other	0.0005%
Dupont village	PUTNAM COUNTY	36206900500000 Other	0.0007%
EAGLE TOWNSHIP	BROWN COUNTY	36300800300000 Other	0.0091%
EAGLE TOWNSHIP	VINTON COUNTY	36308200300000 Other	0.0002%
East Canton village	STARK COUNTY	36207600600000 Other	0.0025%
East Cleveland city	CUYAHOGA COUNTY	36201801700000 Other	0.0558%
East Liverpool city	COLUMBIANA COUNTY	36201500200000 Other	0.0369%
East Palestine village	COLUMBIANA COUNTY	36201500300000 Other	0.0166%
East Sparta village	STARK COUNTY	36207600700000 Other	0.0004%
EAST UNION TOWNSHIP	WAYNE COUNTY	36308500700000 Other	0.0004%
Eastlake city	LAKE COUNTY	36204300100000 Other	0.0701%
Eaton city	PREBLE COUNTY	36206800300000 Other	0.0616%
EATON TOWNSHIP	LORAIN COUNTY	36304700800000 Other	0.0004%
EDEN TOWNSHIP	LICKING COUNTY	36304500400000 Other	0.0004%
EDEN TOWNSHIP	SENECA COUNTY	36307400500000 Other	0.0001%
EDEN TOWNSHIP	WYANDOT COUNTY	36308800400000 Other	0.0001%
Edgerton village	WILLIAMS COUNTY	36208600400000 Other	0.0042%
EDINBURG TOWNSHIP	PORTAGE COUNTY	36306700600000 Other	0.0012%
Edison village	MORROW COUNTY	36205900300000 Other	0.0002%
Edon village	WILLIAMS COUNTY	36208600500000 Other	0.0014%
Eldorado village	PREBLE COUNTY	36206800400000 Other	0.0003%
Elgin village	VAN WERT COUNTY	36208100200000 Other	0.0001%
Elida village	ALLEN COUNTY	36200200500000 Other	0.0011%
ELIZABETH TOWNSHIP	LAWRENCE COUNTY	36304400300000 Other	0.0010%
ELIZABETH TOWNSHIP	MIAMI COUNTY	36305500400000 Other	0.0000%
ELK TOWNSHIP	NOBLE COUNTY	36306100500000 Other	0.0000%
ELK TOWNSHIP	VINTON COUNTY	36308200400000 Other	0.0003%
ELKRUN TOWNSHIP	COLUMBIANA COUNTY	36301500300000 Other	0.0004%
ELLSWORTH TOWNSHIP	MAHONING COUNTY	36305000700000 Other	0.0002%
Elmore village	MULTIPLE COUNTIES	36206200200000 Other	0.0017%
Elmwood Place village	HAMILTON COUNTY	36203100900000 Other	0.0045%
Elyria city	LORAIN COUNTY	36204700400000 Other	0.2638%

## OneOhio Exhibit B

Revised 1/21/2020 12:30 PM

## OneOhio Exhibit B

ELYRIA TOWNSHIP	LORAIN COUNTY	36304700900000 Other	0.0008%
Empire village	JEFFERSON COUNTY	36204100700000 Other	0.0010%
Englewood city	MONTGOMERY COUNTY	36205700500000 Other	0.0628%
Enon village	CLARK COUNTY	36201200300000 Other	0.0038%
ERIE COUNTY	ERIE COUNTY	36102202200000 County	0.4532%
ERIE TOWNSHIP	OTTAWA COUNTY	36306200800000 Other	0.0006%
Euclid city	CUYAHOGA COUNTY	36201801800000 Other	0.0937%
Evendale village	HAMILTON COUNTY	36203101000000 Other	0.0340%
Fairborn city	GREENE COUNTY	36202900500000 Other	0.1544%
Fairfax village	HAMILTON COUNTY	36203101100000 Other	0.0079%
Fairfield city	MULTIPLE COUNTIES	36200900200000 Other	0.2894%
FAIRFIELD COUNTY	FAIRFIELD COUNTY	36102302300000 County	0.6245%
FAIRFIELD TOWNSHIP	BUTLER COUNTY	36300900100000 Other	0.0801%
FAIRFIELD TOWNSHIP	COLUMBIANA COUNTY	36301500400000 Other	0.0025%
FAIRFIELD TOWNSHIP	HURON COUNTY	36303900300000 Other	0.0007%
FAIRFIELD TOWNSHIP	TUSCARAWAS COUNTY	36307900500000 Other	0.0004%
FAIRFIELD TOWNSHIP	WASHINGTON COUNTY	36308400700000 Other	0.0001%
Fairlawn city	SUMMIT COUNTY	36207750200000 Other	0.0675%
Fairport Harbor village	LAKE COUNTY	36204300200000 Other	0.0091%
Fairview Park city	CUYAHOGA COUNTY	36201801900000 Other	0.0219%
Fairview village	BELMONT COUNTY	36203000400000 Other	0.0001%
FALLS TOWNSHIP	HOCKING COUNTY	36303700200000 Other	0.0003%
FALLS TOWNSHIP	MUSKINGUM COUNTY	36306000600000 Other	0.0022%
FARMER TOWNSHIP	DEFIANCE COUNTY	36302000400000 Other	0.0003%
Farmersville village	MONTGOMERY COUNTY	36205700600000 Other	0.0014%
FARMINGTON TOWNSHIP	TRUMBULL COUNTY	36307800700000 Other	0.0015%
FAYETTE COUNTY	FAYETTE COUNTY	36102402400000 County	0.2555%
FAYETTE TOWNSHIP	LAWRENCE COUNTY	36304400400000 Other	0.0013%
Fayette village	FULTON COUNTY	36202600300000 Other	0.0012%
Fayetteville village	BROWN COUNTY	36200800200000 Other	0.0029%
FEARING TOWNSHIP	WASHINGTON COUNTY	36308400800000 Other	0.0004%
Felicity village	CLERMONT COUNTY	36201300400000 Other	0.0031%
Findlay city	HANCOCK COUNTY	36203200400000 Other	0.1162%
FITCHVILLE TOWNSHIP	HURON COUNTY	36303900400000 Other	0.0003%
FLATROCK TOWNSHIP	HENRY COUNTY	36303500300000 Other	0.0002%
Fletcher village	MIAMI COUNTY	36205500400000 Other	0.0012%
FLORENCE TOWNSHIP	ERIE COUNTY	36302200200000 Other	0.0013%
FLORENCE TOWNSHIP	WILLIAMS COUNTY	36308600400000 Other	0.0003%
Florida village	HENRY COUNTY	36203500200000 Other	0.0016%
FLUSHING TOWNSHIP	BELMONT COUNTY	36300700200000 Other	0.0006%
Flushing village	BELMONT COUNTY	36200700700000 Other	0.0005%
Forest Park city	HAMILTON COUNTY	36203170100000 Other	0.0861%
Forest village	HARDIN COUNTY	36203300400000 Other	0.0023%
Fort Jennings village	PUTNAM COUNTY	36206900600000 Other	0.0004%
Fort Loramie village	SHELBY COUNTY	36207500300000 Other	0.0013%
Fort Recovery village	MERCER COUNTY	36205400500000 Other	0.0010%
Fostoria city	MULTIPLE COUNTIES	36207400400000 Other	0.0512%
FOWLER TOWNSHIP	TRUMBULL COUNTY	36307800800000 Other	0.0048%
Frankfort village	ROSS COUNTY	36207100500000 Other	0.0080%
Franklin city	WARREN COUNTY	36208300300000 Other	0.0535%
FRANKLIN COUNTY	FRANKLIN COUNTY	36102502500000 County	5.7883%
FRANKLIN TOWNSHIP	ADAMS COUNTY	36300100300000 Other	0.0010%

## OneOhio Exhibit B

Revised 1/21/2020 12:30 PM



## OneOhio Exhibit B

FRANKLIN TOWNSHIP	BROWN COUNTY	36300800400000 Other	0.0024%
FRANKLIN TOWNSHIP	CLERMONT COUNTY	36301300200000 Other	0.0034%
FRANKLIN TOWNSHIP	COLUMBIANA COUNTY	36301500500000 Other	0.0006%
FRANKLIN TOWNSHIP	COSHOCTON COUNTY	36301600600000 Other	0.0002%
FRANKLIN TOWNSHIP	DARKE COUNTY	36301900500000 Other	0.0005%
FRANKLIN TOWNSHIP	FRANKLIN COUNTY	36302500400000 Other	0.0441%
FRANKLIN TOWNSHIP	FULTON COUNTY	36302600500000 Other	0.0001%
FRANKLIN TOWNSHIP	JACKSON COUNTY	36304000300000 Other	0.0003%
FRANKLIN TOWNSHIP	MERCER COUNTY	36305400500000 Other	0.0012%
FRANKLIN TOWNSHIP	PORTAGE COUNTY	36306700700000 Other	0.0002%
FRANKLIN TOWNSHIP	RICHLAND COUNTY	36307000400000 Other	0.0009%
FRANKLIN TOWNSHIP	SHELBY COUNTY	36307500400000 Other	0.0012%
FRANKLIN TOWNSHIP	TUSCARAWAS COUNTY	36307900600000 Other	0.0031%
FRANKLIN TOWNSHIP	WARREN COUNTY	36308300300000 Other	0.0035%
Fazeysburg village	MUSKINGUM COUNTY	36206000300000 Other	0.0003%
Fredericksburg village	WAYNE COUNTY	36208500700000 Other	0.0001%
Fredericktown village	KNOX COUNTY	36204200400000 Other	0.0056%
FREEDOM TOWNSHIP	PORTAGE COUNTY	36306700800000 Other	0.0004%
FREEDOM TOWNSHIP	WOOD COUNTY	36308700300000 Other	0.0012%
FREEPORT TOWNSHIP	HARRISON COUNTY	36303400500000 Other	0.0003%
Freeport village	HARRISON COUNTY	36203400400000 Other	0.0001%
Fremont city	SANDUSKY COUNTY	36207200300000 Other	0.0725%
FULTON COUNTY	FULTON COUNTY	36102602600000 County	0.1830%
Fulton village	MORROW COUNTY	36205900400000 Other	0.0001%
Fultonham village	MUSKINGUM COUNTY	36206000900000 Other	0.0000%
Gahanna city	FRANKLIN COUNTY	36202500600000 Other	0.0724%
Galena village	DELAWARE COUNTY	36202100300000 Other	0.0001%
Galion city	MULTIPLE COUNTIES	36201700400000 Other	0.0440%
GALLIA COUNTY	GALLIA COUNTY	36102702700000 County	0.3272%
Gallipolis village	GALLIA COUNTY	36202700400000 Other	0.0422%
Gambier village	KNOX COUNTY	36204200500000 Other	0.0019%
Gann village	KNOX COUNTY	36204200100000 Other	0.0000%
Garfield Heights city	CUYAHOGA COUNTY	36201802000000 Other	0.0512%
Garrettsville village	PORTAGE COUNTY	36206700300000 Other	0.0041%
GASPER TOWNSHIP	PREBLE COUNTY	36306800200000 Other	0.0060%
Gates Mills village	CUYAHOGA COUNTY	36201802100000 Other	0.0066%
GEAUGA COUNTY	GEAUGA COUNTY	36102802800000 County	0.4035%
Geneva city	ASHTABULA COUNTY	36200400400000 Other	0.0307%
GENEVA TOWNSHIP	ASHTABULA COUNTY	36300400800000 Other	0.0015%
Geneva-on-the-Lake village	ASHTABULA COUNTY	36200400500000 Other	0.0052%
GENOA TOWNSHIP	DELAWARE COUNTY	36302100600000 Other	0.0491%
Genoa village	OTTAWA COUNTY	36206200300000 Other	0.0024%
Georgetown village	BROWN COUNTY	36200800300000 Other	0.0263%
GERMAN TOWNSHIP	AUGLAIZE COUNTY	36300600300000 Other	0.0003%
GERMAN TOWNSHIP	CLARK COUNTY	36301200200000 Other	0.0121%
GERMAN TOWNSHIP	FULTON COUNTY	36302600700000 Other	0.0013%
GERMAN TOWNSHIP	HARRISON COUNTY	36303400600000 Other	0.0003%
GERMAN TOWNSHIP	MONTGOMERY COUNTY	36305700300000 Other	0.0069%
Germantown city	MONTGOMERY COUNTY	36205700700000 Other	0.0166%
Gettysburg village	DARKE COUNTY	36201900400000 Other	0.0017%
GIBSON TOWNSHIP	MERCER COUNTY	36305400600000 Other	0.0001%
Gibsonburg village	SANDUSKY COUNTY	36207200400000 Other	0.0034%

## OneOhio Exhibit B

Revised 1/21/2020 12:30 PM

## OneOhio Exhibit B

Gilboa village	PUTNAM COUNTY	36206900700000 Other	0.0002%
GILEAD TOWNSHIP	MORROW COUNTY	36305900700000 Other	0.0003%
Girard city	TRUMBULL COUNTY	36207800200000 Other	0.0699%
Glandorf village	PUTNAM COUNTY	36206900800000 Other	0.0008%
Glendale village	HAMILTON COUNTY	36203101200000 Other	0.0090%
Glenford village	PERRY COUNTY	36206400300000 Other	0.0004%
Glenmont village	HOLMES COUNTY	36203800100000 Other	0.0001%
Glenwillow village	CUYAHOGA COUNTY	36201802200000 Other	0.0043%
Gloria Glens Park village	MEDINA COUNTY	36205200300000 Other	0.0002%
Glouster village	ATHENS COUNTY	36200500700000 Other	0.0026%
Gnadenhutten village	TUSCARAWAS COUNTY	36207900600000 Other	0.0021%
Golf Manor village	HAMILTON COUNTY	36203101300000 Other	0.0150%
GOOD HOPE TOWNSHIP	HOCKING COUNTY	36303700300000 Other	0.0001%
Gordon village	DARKE COUNTY	36201900500000 Other	0.0000%
GORHAM TOWNSHIP	FULTON COUNTY	36302600800000 Other	0.0004%
GOSHEN TOWNSHIP	AUGLAIZE COUNTY	36300600400000 Other	0.0000%
GOSHEN TOWNSHIP	BELMONT COUNTY	36300700300000 Other	0.0008%
GOSHEN TOWNSHIP	CHAMPAIGN COUNTY	36301100300000 Other	0.0009%
GOSHEN TOWNSHIP	CLERMONT COUNTY	36301300300000 Other	0.0551%
GOSHEN TOWNSHIP	HARDIN COUNTY	36303300500000 Other	0.0003%
GOSHEN TOWNSHIP	MAHONING COUNTY	36305000800000 Other	0.0098%
GOSHEN TOWNSHIP	TUSCARAWAS COUNTY	36307900700000 Other	0.0000%
GRAFTON TOWNSHIP	LORAIN COUNTY	36304701000000 Other	0.0023%
Grafton village	LORAIN COUNTY	36204700500000 Other	0.0067%
GRAND PRAIRIE TOWNSHIP	MARION COUNTY	36305100500000 Other	0.0007%
GRAND RAPIDS TOWNSHIP	WOOD COUNTY	36308700400000 Other	0.0003%
Grand Rapids village	WOOD COUNTY	36208700700000 Other	0.0005%
Grand River village	LAKE COUNTY	36204300300000 Other	0.0044%
GRAND TOWNSHIP	MARION COUNTY	36305100400000 Other	0.0000%
Grandview Heights city	FRANKLIN COUNTY	36202500700000 Other	0.0364%
GRANDVIEW TOWNSHIP	WASHINGTON COUNTY	36308400900000 Other	0.0006%
GRANGER TOWNSHIP	MEDINA COUNTY	36305200300000 Other	0.0028%
GRANVILLE TOWNSHIP	LICKING COUNTY	36304500800000 Other	0.0126%
GRANVILLE TOWNSHIP	MERCER COUNTY	36305400700000 Other	0.0016%
Granville village	LICKING COUNTY	36204500200000 Other	0.0104%
Gratiot village	LICKING COUNTY	36204500300000 Other	0.0002%
Gratis village	PREBLE COUNTY	36206800500000 Other	0.0064%
Graysville village	MONROE COUNTY	36205600400000 Other	0.0000%
GREEN CAMP TOWNSHIP	MARION COUNTY	36305100600000 Other	0.0012%
Green Camp village	MARION COUNTY	36205100200000 Other	0.0002%
Green city	SUMMIT COUNTY	36207740100000 Other	0.0848%
GREEN CREEK TOWNSHIP	SANDUSKY COUNTY	36307200200000 Other	0.0007%
Green Springs village	MULTIPLE COUNTIES	36207400500000 Other	0.0016%
GREEN TOWNSHIP	ADAMS COUNTY	36300100400000 Other	0.0000%
GREEN TOWNSHIP	BROWN COUNTY	36300800500000 Other	0.0035%
GREEN TOWNSHIP	CLARK COUNTY	36301200300000 Other	0.0007%
GREEN TOWNSHIP	CLINTON COUNTY	36301400400000 Other	0.0002%
GREEN TOWNSHIP	FAYETTE COUNTY	36302400200000 Other	0.0001%
GREEN TOWNSHIP	GALLIA COUNTY	36302700500000 Other	0.0009%
GREEN TOWNSHIP	HAMILTON COUNTY	36303100600000 Other	0.0954%
GREEN TOWNSHIP	HARRISON COUNTY	36303400700000 Other	0.0006%
GREEN TOWNSHIP	HOCKING COUNTY	36303700400000 Other	0.0033%

## OneOhio Exhibit B

Revised 1/21/2020 12:30 PM

## OneOhio Exhibit B

GREEN TOWNSHIP	MAHONING COUNTY	36305000900000 Other	0.0034%
GREEN TOWNSHIP	MONROE COUNTY	36305600600000 Other	0.0000%
GREEN TOWNSHIP	ROSS COUNTY	36307100600000 Other	0.0105%
GREEN TOWNSHIP	SCIOTO COUNTY	36307300400000 Other	0.0218%
GREEN TOWNSHIP	SHELBY COUNTY	36307500500000 Other	0.0001%
GREENE COUNTY	GREENE COUNTY	36102902900000 County	0.9064%
GREENE TOWNSHIP	TRUMBULL COUNTY	36307800900000 Other	0.0000%
GREENFIELD TOWNSHIP	FAIRFIELD COUNTY	36302300500000 Other	0.0085%
GREENFIELD TOWNSHIP	HURON COUNTY	36303900500000 Other	0.0011%
Greenfield village	MULTIPLE COUNTIES	36203600100000 Other	0.0149%
Greenhills village	HAMILTON COUNTY	36203101400000 Other	0.0082%
GREENSBURG TOWNSHIP	PUTNAM COUNTY	36306900200000 Other	0.0001%
Greenville city	DARKE COUNTY	36201900600000 Other	0.0551%
GREENVILLE TOWNSHIP	DARKE COUNTY	36301900600000 Other	0.0141%
Greenwich village	HURON COUNTY	36203900200000 Other	0.0018%
GROTON TOWNSHIP	ERIE COUNTY	36302200300000 Other	0.0006%
Grove City city	FRANKLIN COUNTY	36202500800000 Other	0.0733%
Groveport city	FRANKLIN COUNTY	36202500900000 Other	0.0126%
Grover Hill village	PAULDING COUNTY	36206300400000 Other	0.0002%
GUERNSEY COUNTY	GUERNSEY COUNTY	36103003000000 County	0.2910%
GUILFORD TOWNSHIP	MEDINA COUNTY	36305200400000 Other	0.0061%
GUSTAVUS TOWNSHIP	TRUMBULL COUNTY	36307801000000 Other	0.0001%
GUYAN TOWNSHIP	GALLIA COUNTY	36302700700000 Other	0.0004%
HAMBDEN TOWNSHIP	GEAUGA COUNTY	36302800700000 Other	0.0039%
Hamden village	VINTON COUNTY	36208200100000 Other	0.0009%
HAMER TOWNSHIP	HIGHLAND COUNTY	36303600600000 Other	0.0000%
Hamersville village	BROWN COUNTY	36200800400000 Other	0.0007%
Hamilton city	BUTLER COUNTY	36200900100000 Other	0.6764%
HAMILTON COUNTY	HAMILTON COUNTY	36103103100000 County	5.8562%
HAMILTON TOWNSHIP	FRANKLIN COUNTY	36302500500000 Other	0.0256%
HAMILTON TOWNSHIP	JACKSON COUNTY	36304000400000 Other	0.0005%
HAMILTON TOWNSHIP	LAWRENCE COUNTY	36304400500000 Other	0.0010%
HAMILTON TOWNSHIP	WARREN COUNTY	36308300400000 Other	0.0451%
Hamler village	HENRY COUNTY	36203500300000 Other	0.0004%
HANCOCK COUNTY	HANCOCK COUNTY	36103203200000 County	0.2856%
Hanging Rock village	LAWRENCE COUNTY	36204400400000 Other	0.0020%
HANOVER TOWNSHIP	BUTLER COUNTY	36300900200000 Other	0.0098%
HANOVER TOWNSHIP	COLUMBIANA COUNTY	36301500600000 Other	0.0013%
HANOVER TOWNSHIP	LICKING COUNTY	36304500900000 Other	0.0043%
Hanover village	LICKING COUNTY	36204500400000 Other	0.0008%
Hanoverton village	COLUMBIANA COUNTY	36201500400000 Other	0.0010%
Harbor View village	LUCAS COUNTY	36204800200000 Other	0.0002%
HARDIN COUNTY	HARDIN COUNTY	36103303300000 County	0.2236%
HARDING TOWNSHIP	LUCAS COUNTY	36304800200000 Other	0.0000%
HARDY TOWNSHIP	HOLMES COUNTY	36303800300000 Other	0.0014%
HARLAN TOWNSHIP	WARREN COUNTY	36308300500000 Other	0.0030%
HARLEM TOWNSHIP	DELAWARE COUNTY	36302100700000 Other	0.0049%
HARMONY TOWNSHIP	CLARK COUNTY	36301200400000 Other	0.0019%
HARMONY TOWNSHIP	MORROW COUNTY	36305900800000 Other	0.0001%
HARPERSFIELD TOWNSHIP	ASHTABULA COUNTY	36300400900000 Other	0.0005%
Harpster village	WYANDOT COUNTY	36208800200000 Other	0.0001%
HARRIS TOWNSHIP	OTTAWA COUNTY	36306200900000 Other	0.0004%

## OneOhio Exhibit B

Revised 1/21/2020 12:30 PM

## OneOhio Exhibit B

Harrisburg village	MULTIPLE COUNTIES	36202501100000	Other	0.0003%
Harrison city	HAMILTON COUNTY	36203101500000	Other	0.0561%
HARRISON COUNTY	HARRISON COUNTY	36103403400000	County	0.0771%
HARRISON TOWNSHIP	CHAMPAIGN COUNTY	36301100400000	Other	0.0001%
HARRISON TOWNSHIP	GALLIA COUNTY	36302700800000	Other	0.0003%
HARRISON TOWNSHIP	HAMILTON COUNTY	36303100700000	Other	0.0023%
HARRISON TOWNSHIP	HENRY COUNTY	36303500500000	Other	0.0000%
HARRISON TOWNSHIP	KNOX COUNTY	36304200700000	Other	0.0000%
HARRISON TOWNSHIP	LICKING COUNTY	36304501000000	Other	0.0003%
HARRISON TOWNSHIP	LOGAN COUNTY	36304600300000	Other	0.0000%
HARRISON TOWNSHIP	MONTGOMERY COUNTY	36305700400000	Other	0.0329%
HARRISON TOWNSHIP	MUSKINGUM COUNTY	36306000700000	Other	0.0004%
HARRISON TOWNSHIP	PAULDING COUNTY	36306300800000	Other	0.0001%
HARRISON TOWNSHIP	PERRY COUNTY	36306400400000	Other	0.0021%
HARRISON TOWNSHIP	PICKAWAY COUNTY	36306500400000	Other	0.0068%
HARRISON TOWNSHIP	PREBLE COUNTY	36306800400000	Other	0.0016%
HARRISON TOWNSHIP	SCIOTO COUNTY	36307300500000	Other	0.0072%
HARRISON TOWNSHIP	VAN WERT COUNTY	36308100100000	Other	0.0002%
HARRISON TOWNSHIP	VINTON COUNTY	36308200500000	Other	0.0005%
HARRISVILLE TOWNSHIP	MEDINA COUNTY	36305200500000	Other	0.0067%
Harrisville village	HARRISON COUNTY	36203400500000	Other	0.0001%
Harrod village	ALLEN COUNTY	36200200600000	Other	0.0001%
HARTFORD TOWNSHIP	LICKING COUNTY	36304501100000	Other	0.0007%
HARTFORD TOWNSHIP	TRUMBULL COUNTY	36307801100000	Other	0.0015%
Hartford village	LICKING COUNTY	36204500500000	Other	0.0003%
HARTLAND TOWNSHIP	HURON COUNTY	36303900700000	Other	0.0001%
HARTSGROVE TOWNSHIP	ASHTABULA COUNTY	36300401000000	Other	0.0006%
Hartville village	STARK COUNTY	36207600800000	Other	0.0099%
Harveysburg village	WARREN COUNTY	36208300400000	Other	0.0012%
Haskins village	WOOD COUNTY	36208700800000	Other	0.0009%
Haviland village	PAULDING COUNTY	36206300500000	Other	0.0001%
Hayesville village	ASHLAND COUNTY	36200300200000	Other	0.0001%
Heath city	LICKING COUNTY	36204500600000	Other	0.0430%
Hebron village	LICKING COUNTY	36204500700000	Other	0.0150%
Helena village	SANDUSKY COUNTY	36207200500000	Other	0.0001%
Hemlock village	PERRY COUNTY	36206400400000	Other	0.0004%
HENRIETTA TOWNSHIP	LORAIN COUNTY	36304701100000	Other	0.0005%
HENRY COUNTY	HENRY COUNTY	36103503500000	County	0.1090%
HICKSVILLE TOWNSHIP	DEFIANCE COUNTY	36302000500000	Other	0.0002%
Hicksville village	DEFIANCE COUNTY	36202000200000	Other	0.0077%
Higginsport village	BROWN COUNTY	36200800500000	Other	0.0016%
HIGHLAND COUNTY	HIGHLAND COUNTY	36103603600000	County	0.3883%
Highland Heights city	CUYAHOGA COUNTY	36201802300000	Other	0.0225%
Highland Hills village	CUYAHOGA COUNTY	36201820100000	Other	0.0016%
HIGHLAND TOWNSHIP	DEFIANCE COUNTY	36302000600000	Other	0.0027%
HIGHLAND TOWNSHIP	MUSKINGUM COUNTY	36306000800000	Other	0.0002%
Highland village	HIGHLAND COUNTY	36203600200000	Other	0.0001%
Hilliard city	FRANKLIN COUNTY	36202501200000	Other	0.0500%
Hills and Dales village	STARK COUNTY	36207600900000	Other	0.0006%
Hillsboro city	HIGHLAND COUNTY	36203600300000	Other	0.0707%
HINCKLEY TOWNSHIP	MEDINA COUNTY	36305200600000	Other	0.0165%
HIRAM TOWNSHIP	PORTAGE COUNTY	36306700900000	Other	0.0008%

## OneOhio Exhibit B

Revised 1/21/2020 12:30 PM

## OneOhio Exhibit B

Hiram village	PORTAGE COUNTY	36206700400000 Other	0.0033%
HOCKING COUNTY	HOCKING COUNTY	36103703700000 County	0.2560%
Holgate village	HENRY COUNTY	36203500400000 Other	0.0003%
Holiday City village	WILLIAMS COUNTY	36208630000000 Other	0.0001%
Holland village	LUCAS COUNTY	36204800300000 Other	0.0098%
Hollansburg village	DARKE COUNTY	36201900700000 Other	0.0004%
Holloway village	BELMONT COUNTY	36200700800000 Other	0.0003%
HOLMES COUNTY	HOLMES COUNTY	36103803800000 County	0.1337%
HOLMES TOWNSHIP	CRAWFORD COUNTY	36301700600000 Other	0.0003%
Holmesville village	HOLMES COUNTY	36203800200000 Other	0.0000%
HOMER TOWNSHIP	MEDINA COUNTY	36305200700000 Other	0.0011%
HOMER TOWNSHIP	MORGAN COUNTY	36305800500000 Other	0.0002%
Hopedale village	HARRISON COUNTY	36203400600000 Other	0.0003%
HOPEWELL TOWNSHIP	LICKING COUNTY	36304501200000 Other	0.0003%
HOPEWELL TOWNSHIP	MUSKINGUM COUNTY	36306000900000 Other	0.0007%
HOPEWELL TOWNSHIP	PERRY COUNTY	36306400500000 Other	0.0013%
HOPEWELL TOWNSHIP	SENECA COUNTY	36307400600000 Other	0.0001%
HOWARD TOWNSHIP	KNOX COUNTY	36304200900000 Other	0.0000%
HOWLAND TOWNSHIP	TRUMBULL COUNTY	36307801200000 Other	0.0503%
Hoytville village	WOOD COUNTY	36208700900000 Other	0.0002%
Hubbard city	TRUMBULL COUNTY	36207800300000 Other	0.0289%
HUBBARD TOWNSHIP	TRUMBULL COUNTY	36307801300000 Other	0.0153%
Huber Heights city	MULTIPLE COUNTIES	36205760100000 Other	0.1252%
Hudson city	SUMMIT COUNTY	36207700600000 Other	0.0660%
Hunting Valley village	MULTIPLE COUNTIES	36201802400000 Other	0.0077%
HUNTINGTON TOWNSHIP	BROWN COUNTY	36300800600000 Other	0.0072%
HUNTINGTON TOWNSHIP	ROSS COUNTY	36307100800000 Other	0.0066%
HUNTSBURG TOWNSHIP	GEAUGA COUNTY	36302800800000 Other	0.0007%
Huntsville village	LOGAN COUNTY	36204600400000 Other	0.0008%
Huron city	ERIE COUNTY	36202200400000 Other	0.0303%
HURON COUNTY	HURON COUNTY	36103903900000 County	0.3639%
HURON TOWNSHIP	ERIE COUNTY	36302200400000 Other	0.0008%
Independence city	CUYAHOGA COUNTY	36201802500000 Other	0.0312%
INDEPENDENCE TOWNSHIP	WASHINGTON COUNTY	36308401000000 Other	0.0001%
Irondale village	JEFFERSON COUNTY	36204100800000 Other	0.0002%
Ironton city	LAWRENCE COUNTY	36204400500000 Other	0.0889%
ISLAND CREEK TOWNSHIP	JEFFERSON COUNTY	36304100300000 Other	0.0027%
ISRAEL TOWNSHIP	PREBLE COUNTY	36306800500000 Other	0.0005%
Ithaca village	DARKE COUNTY	36201900800000 Other	0.0004%
Jackson Center village	SHELBY COUNTY	36207500400000 Other	0.0015%
Jackson city	JACKSON COUNTY	36204000200000 Other	0.0557%
JACKSON COUNTY	JACKSON COUNTY	36104004000000 County	0.4838%
JACKSON TOWNSHIP	ALLEN COUNTY	36300200500000 Other	0.0004%
JACKSON TOWNSHIP	ASHLAND COUNTY	36300300400000 Other	0.0000%
JACKSON TOWNSHIP	AUGLAIZE COUNTY	36300600500000 Other	0.0003%
JACKSON TOWNSHIP	BROWN COUNTY	36300800700000 Other	0.0005%
JACKSON TOWNSHIP	CLERMONT COUNTY	36301300400000 Other	0.0015%
JACKSON TOWNSHIP	COSHOCTON COUNTY	36301600700000 Other	0.0006%
JACKSON TOWNSHIP	CRAWFORD COUNTY	36301700700000 Other	0.0000%
JACKSON TOWNSHIP	FRANKLIN COUNTY	36302500600000 Other	0.0661%
JACKSON TOWNSHIP	GUERNSEY COUNTY	36303000400000 Other	0.0010%
JACKSON TOWNSHIP	HARDIN COUNTY	36303300700000 Other	0.0015%

## OneOhio Exhibit B

Revised 1/21/2020 12:30 PM

## OneOhio Exhibit B

JACKSON TOWNSHIP	HIGHLAND COUNTY	36303600700000 Other	0.0000%
JACKSON TOWNSHIP	JACKSON COUNTY	36304000500000 Other	0.0001%
JACKSON TOWNSHIP	MAHONING COUNTY	36305001000000 Other	0.0059%
JACKSON TOWNSHIP	MONROE COUNTY	36305600700000 Other	0.0001%
JACKSON TOWNSHIP	MONTGOMERY COUNTY	36305700500000 Other	0.0086%
JACKSON TOWNSHIP	MUSKINGUM COUNTY	36306001000000 Other	0.0011%
JACKSON TOWNSHIP	NOBLE COUNTY	36306100700000 Other	0.0001%
JACKSON TOWNSHIP	PAULDING COUNTY	36306300900000 Other	0.0002%
JACKSON TOWNSHIP	PICKAWAY COUNTY	36306500500000 Other	0.0002%
JACKSON TOWNSHIP	PIKE COUNTY	36306600400000 Other	0.0004%
JACKSON TOWNSHIP	RICHLAND COUNTY	36307000500000 Other	0.0005%
JACKSON TOWNSHIP	SANDUSKY COUNTY	36307200300000 Other	0.0004%
JACKSON TOWNSHIP	SENECA COUNTY	36307400700000 Other	0.0004%
JACKSON TOWNSHIP	SHELBY COUNTY	36307500600000 Other	0.0014%
JACKSON TOWNSHIP	STARK COUNTY	36307600300000 Other	0.1372%
JACKSON TOWNSHIP	UNION COUNTY	36308000500000 Other	0.0001%
JACKSON TOWNSHIP	VINTON COUNTY	36308200600000 Other	0.0001%
JACKSON TOWNSHIP	WOOD COUNTY	36308700600000 Other	0.0001%
JACKSON TOWNSHIP	WYANDOT COUNTY	36308800500000 Other	0.0001%
Jacksonburg village	BUTLER COUNTY	36200900300000 Other	0.0003%
Jacksonville village	ATHENS COUNTY	36200500800000 Other	0.0008%
Jamestown village	GREENE COUNTY	36202900600000 Other	0.0035%
JEFFERSON COUNTY	JEFFERSON COUNTY	36104104100000 County	0.6622%
JEFFERSON TOWNSHIP	ADAMS COUNTY	36300100500000 Other	0.0008%
JEFFERSON TOWNSHIP	BROWN COUNTY	36300800800000 Other	0.0007%
JEFFERSON TOWNSHIP	CLINTON COUNTY	36301400500000 Other	0.0015%
JEFFERSON TOWNSHIP	COSHOCTON COUNTY	36301600800000 Other	0.0001%
JEFFERSON TOWNSHIP	CRAWFORD COUNTY	36301700800000 Other	0.0005%
JEFFERSON TOWNSHIP	FAYETTE COUNTY	36302400400000 Other	0.0006%
JEFFERSON TOWNSHIP	FRANKLIN COUNTY	36302500700000 Other	0.0262%
JEFFERSON TOWNSHIP	GREENE COUNTY	36302900500000 Other	0.0001%
JEFFERSON TOWNSHIP	GUERNSEY COUNTY	36303000500000 Other	0.0001%
JEFFERSON TOWNSHIP	JACKSON COUNTY	36304000600000 Other	0.0001%
JEFFERSON TOWNSHIP	KNOX COUNTY	36304201100000 Other	0.0006%
JEFFERSON TOWNSHIP	LOGAN COUNTY	36304600400000 Other	0.0002%
JEFFERSON TOWNSHIP	MADISON COUNTY	36304900500000 Other	0.0263%
JEFFERSON TOWNSHIP	MONTGOMERY COUNTY	36305700600000 Other	0.0133%
JEFFERSON TOWNSHIP	MUSKINGUM COUNTY	36306001100000 Other	0.0005%
JEFFERSON TOWNSHIP	NOBLE COUNTY	36306100800000 Other	0.0000%
JEFFERSON TOWNSHIP	PREBLE COUNTY	36306800700000 Other	0.0008%
JEFFERSON TOWNSHIP	RICHLAND COUNTY	36307000600000 Other	0.0018%
JEFFERSON TOWNSHIP	ROSS COUNTY	36307100900000 Other	0.0009%
JEFFERSON TOWNSHIP	SCIOTO COUNTY	36307300600000 Other	0.0036%
JEFFERSON TOWNSHIP	TUSCARAWAS COUNTY	36307900800000 Other	0.0008%
JEFFERSON TOWNSHIP	WILLIAMS COUNTY	36308600500000 Other	0.0002%
Jefferson village	ASHTABULA COUNTY	36200400600000 Other	0.0040%
Jeffersonville village	FAYETTE COUNTY	36202400200000 Other	0.0000%
Jenera village	HANCOCK COUNTY	36203200500000 Other	0.0001%
JENNINGS TOWNSHIP	PUTNAM COUNTY	36306900400000 Other	0.0003%
JEROME TOWNSHIP	UNION COUNTY	36308000600000 Other	0.0044%
Jeromesville village	ASHLAND COUNTY	36200300300000 Other	0.0003%
Jerry City village	WOOD COUNTY	36208701000000 Other	0.0003%

## OneOhio Exhibit B

Revised 1/21/2020 12:30 PM

## OneOhio Exhibit B

JERSEY TOWNSHIP	LICKING COUNTY	36304501300000 Other	0.0018%
JERUSALEM TOWNSHIP	LUCAS COUNTY	36304800300000 Other	0.0022%
Jerusalem village	MONROE COUNTY	36205600500000 Other	0.0000%
Jewett village	HARRISON COUNTY	36203400700000 Other	0.0002%
JOHNSON TOWNSHIP	CHAMPAIGN COUNTY	36301100600000 Other	0.0002%
JOHNSTON TOWNSHIP	TRUMBULL COUNTY	36307801400000 Other	0.0002%
Johnstown village	LICKING COUNTY	36204500800000 Other	0.0092%
Junction City village	PERRY COUNTY	36206400500000 Other	0.0017%
Kalida village	PUTNAM COUNTY	36206900900000 Other	0.0023%
Kelleys Island village	ERIE COUNTY	36202200500000 Other	0.0029%
Kent city	PORTAGE COUNTY	36206700500000 Other	0.0513%
Kenton city	HARDIN COUNTY	36203300500000 Other	0.0307%
Kettering city	MULTIPLE COUNTIES	36205700800000 Other	0.3384%
Kettlersville village	SHELBY COUNTY	36207500500000 Other	0.0000%
KILLBUCK TOWNSHIP	HOLMES COUNTY	36303800400000 Other	0.0002%
Killbuck village	HOLMES COUNTY	36203800300000 Other	0.0011%
KINGSTON TOWNSHIP	DELAWARE COUNTY	36302100800000 Other	0.0000%
Kingston village	ROSS COUNTY	36207100600000 Other	0.0077%
KINGSVILLE TOWNSHIP	ASHTABULA COUNTY	36300401200000 Other	0.0011%
KINSMAN TOWNSHIP	TRUMBULL COUNTY	36307801500000 Other	0.0021%
Kipton village	LORAIN COUNTY	36204750100000 Other	0.0001%
Kirby village	WYANDOT COUNTY	36208800300000 Other	0.0000%
Kirkersville village	LICKING COUNTY	36204500900000 Other	0.0006%
KIRKWOOD TOWNSHIP	BELMONT COUNTY	36300700400000 Other	0.0000%
Kirtland city	LAKE COUNTY	36204380100000 Other	0.0224%
Kirtland Hills village	LAKE COUNTY	36204300400000 Other	0.0097%
KNOX COUNTY	KNOX COUNTY	36104204200000 County	0.3115%
KNOX TOWNSHIP	COLUMBIANA COUNTY	36301500700000 Other	0.0005%
KNOX TOWNSHIP	GUERNSEY COUNTY	36303000600000 Other	0.0002%
KNOX TOWNSHIP	JEFFERSON COUNTY	36304100400000 Other	0.0010%
KNOX TOWNSHIP	VINTON COUNTY	36308200700000 Other	0.0001%
LA GRANGE TOWNSHIP	LORAIN COUNTY	36304701300000 Other	0.0042%
La Rue village	MARION COUNTY	36205100300000 Other	0.0007%
LAFAYETTE TOWNSHIP	MEDINA COUNTY	36305200800000 Other	0.0074%
Lafayette village	ALLEN COUNTY	36200200700000 Other	0.0001%
LaGrange village	LORAIN COUNTY	36204700600000 Other	0.0054%
LAKE COUNTY	LAKE COUNTY	36104304300000 County	1.2794%
LAKE TOWNSHIP	STARK COUNTY	36307600400000 Other	0.0367%
LAKE TOWNSHIP	WOOD COUNTY	36308700700000 Other	0.0141%
Lakeline village	LAKE COUNTY	36204300500000 Other	0.0001%
Lakemore village	SUMMIT COUNTY	36207700700000 Other	0.0084%
Lakeview village	LOGAN COUNTY	36204600500000 Other	0.0008%
Lakewood city	CUYAHOGA COUNTY	36201802600000 Other	0.1008%
Lancaster city	FAIRFIELD COUNTY	36202300500000 Other	0.1565%
LATTY TOWNSHIP	PAULDING COUNTY	36306301000000 Other	0.0001%
Latty village	PAULDING COUNTY	36206300600000 Other	0.0000%
Laura village	MIAMI COUNTY	36205500500000 Other	0.0001%
LAUREL TOWNSHIP	HOCKING COUNTY	36303700500000 Other	0.0001%
Laurelville village	HOCKING COUNTY	36203700100000 Other	0.0007%
LAWRENCE COUNTY	LAWRENCE COUNTY	36104404400000 County	0.5322%
LAWRENCE TOWNSHIP	LAWRENCE COUNTY	36304400600000 Other	0.0093%
LAWRENCE TOWNSHIP	STARK COUNTY	36307600500000 Other	0.0141%

## OneOhio Exhibit B

Revised 1/21/2020 12:30 PM

## OneOhio Exhibit B

LAWRENCE TOWNSHIP	TUSCARAWAS COUNTY	36307900900000 Other	0.0052%
LAWRENCE TOWNSHIP	WASHINGTON COUNTY	36308401100000 Other	0.0000%
Lebanon city	WARREN COUNTY	36208300500000 Other	0.0874%
LEBANON TOWNSHIP	MEIGS COUNTY	36305300400000 Other	0.0005%
LEE TOWNSHIP	ATHENS COUNTY	36300500800000 Other	0.0006%
LEE TOWNSHIP	CARROLL COUNTY	36301000700000 Other	0.0001%
LEE TOWNSHIP	MONROE COUNTY	36305600800000 Other	0.0001%
LEESBURG TOWNSHIP	UNION COUNTY	36308000700000 Other	0.0002%
Leesburg village	HIGHLAND COUNTY	36203600400000 Other	0.0055%
Leesville village	CARROLL COUNTY	36201000300000 Other	0.0000%
Leetonia village	COLUMBIANA COUNTY	36201500500000 Other	0.0075%
Leipsic village	PUTNAM COUNTY	36206901000000 Other	0.0031%
LEMON TOWNSHIP	BUTLER COUNTY	36300900300000 Other	0.0042%
LENOX TOWNSHIP	ASHTABULA COUNTY	36300401300000 Other	0.0003%
LEROY TOWNSHIP	LAKE COUNTY	36304300300000 Other	0.0054%
LETART TOWNSHIP	MEIGS COUNTY	36305300500000 Other	0.0005%
LEWIS TOWNSHIP	BROWN COUNTY	36300800900000 Other	0.0040%
Lewisburg village	PREBLE COUNTY	36206800600000 Other	0.0132%
Lewisville village	MONROE COUNTY	36205600600000 Other	0.0002%
LEXINGTON TOWNSHIP	STARK COUNTY	36307600600000 Other	0.0014%
Lexington village	RICHLAND COUNTY	36207000300000 Other	0.0093%
Liberty Center village	HENRY COUNTY	36203500500000 Other	0.0003%
LIBERTY TOWNSHIP	ADAMS COUNTY	36300100600000 Other	0.0006%
LIBERTY TOWNSHIP	BUTLER COUNTY	36300900400000 Other	0.1149%
LIBERTY TOWNSHIP	CLINTON COUNTY	36301400600000 Other	0.0016%
LIBERTY TOWNSHIP	CRAWFORD COUNTY	36301700900000 Other	0.0001%
LIBERTY TOWNSHIP	DARKE COUNTY	36301900900000 Other	0.0011%
LIBERTY TOWNSHIP	DELAWARE COUNTY	36302100900000 Other	0.0647%
LIBERTY TOWNSHIP	GUERNSEY COUNTY	36303000700000 Other	0.0002%
LIBERTY TOWNSHIP	HANCOCK COUNTY	36303200900000 Other	0.0014%
LIBERTY TOWNSHIP	HARDIN COUNTY	36303300800000 Other	0.0011%
LIBERTY TOWNSHIP	HENRY COUNTY	36303500600000 Other	0.0007%
LIBERTY TOWNSHIP	HIGHLAND COUNTY	36303600800000 Other	0.0016%
LIBERTY TOWNSHIP	JACKSON COUNTY	36304000700000 Other	0.0019%
LIBERTY TOWNSHIP	KNOX COUNTY	36304201200000 Other	0.0004%
LIBERTY TOWNSHIP	LICKING COUNTY	36304501400000 Other	0.0001%
LIBERTY TOWNSHIP	LOGAN COUNTY	36304600600000 Other	0.0004%
LIBERTY TOWNSHIP	MERCER COUNTY	36305401000000 Other	0.0003%
LIBERTY TOWNSHIP	PUTNAM COUNTY	36306900500000 Other	0.0002%
LIBERTY TOWNSHIP	SENECA COUNTY	36307400800000 Other	0.0003%
LIBERTY TOWNSHIP	TRUMBULL COUNTY	36307801600000 Other	0.0689%
LIBERTY TOWNSHIP	UNION COUNTY	36308000800000 Other	0.0018%
LIBERTY TOWNSHIP	WOOD COUNTY	36308700800000 Other	0.0002%
LICK TOWNSHIP	JACKSON COUNTY	36304000800000 Other	0.0001%
LICKING COUNTY	LICKING COUNTY	36104504500000 County	0.7119%
LICKING TOWNSHIP	LICKING COUNTY	36304501500000 Other	0.0032%
LICKING TOWNSHIP	MUSKINGUM COUNTY	36306001200000 Other	0.0013%
Lima city	ALLEN COUNTY	36200200800000 Other	0.1727%
Limaville village	STARK COUNTY	36207601000000 Other	0.0004%
Lincoln Heights village	HAMILTON COUNTY	36203101700000 Other	0.0083%
LINCOLN TOWNSHIP	MORROW COUNTY	36305900900000 Other	0.0002%
Lindsey village	SANDUSKY COUNTY	36207200600000 Other	0.0007%

## OneOhio Exhibit B

Revised 1/21/2020 12:30 PM



## OneOhio Exhibit B

Linndale village	CUYAHOGA COUNTY	36201802700000 Other	0.0028%
Lisbon village	COLUMBIANA COUNTY	36201500600000 Other	0.0010%
LITCHFIELD TOWNSHIP	MEDINA COUNTY	36305200900000 Other	0.0020%
Lithopolis village	MULTIPLE COUNTIES	36202300600000 Other	0.0014%
LIVERPOOL TOWNSHIP	COLUMBIANA COUNTY	36301500800000 Other	0.0053%
LIVERPOOL TOWNSHIP	MEDINA COUNTY	36305201000000 Other	0.0054%
Lockbourne village	MULTIPLE COUNTIES	36202501300000 Other	0.0000%
Lockington village	SHELBY COUNTY	36207500600000 Other	0.0000%
Lockland village	HAMILTON COUNTY	36203101800000 Other	0.0146%
LODI TOWNSHIP	ATHENS COUNTY	36300500900000 Other	0.0004%
Lodi village	MEDINA COUNTY	36205200500000 Other	0.0069%
Logan city	HOCKING COUNTY	36203700200000 Other	0.0082%
LOGAN COUNTY	LOGAN COUNTY	36104604600000 County	0.2671%
LOGAN TOWNSHIP	AUGLAIZE COUNTY	36300600600000 Other	0.0002%
London city	MADISON COUNTY	36204900100000 Other	0.0432%
LONDONDERRY TOWNSHIP	GUERNSEY COUNTY	36303000800000 Other	0.0001%
Lorain city	LORAIN COUNTY	36204700700000 Other	0.2833%
LORAIN COUNTY	LORAIN COUNTY	36104704700000 County	1.3358%
Lordstown village	TRUMBULL COUNTY	36207890100000 Other	0.0208%
Lore City village	GUERNSEY COUNTY	36203000600000 Other	0.0002%
LOSTCREEK TOWNSHIP	MIAMI COUNTY	36305500500000 Other	0.0008%
LOUDON TOWNSHIP	CARROLL COUNTY	36301000800000 Other	0.0004%
LOUDON TOWNSHIP	SENECA COUNTY	36307400900000 Other	0.0001%
Loudonville village	MULTIPLE COUNTIES	36200300400000 Other	0.0064%
Louisville city	STARK COUNTY	36207601100000 Other	0.0170%
Loveland city	MULTIPLE COUNTIES	36203150100000 Other	0.0476%
Lowell village	WASHINGTON COUNTY	36208400300000 Other	0.0001%
Lowellville village	MAHONING COUNTY	36205000500000 Other	0.0040%
Lower Salem village	WASHINGTON COUNTY	36208400400000 Other	0.0000%
LUCAS COUNTY	LUCAS COUNTY	36104804800000 County	3.1972%
Lucas village	RICHLAND COUNTY	36207000400000 Other	0.0008%
Luckey village	WOOD COUNTY	36208701100000 Other	0.0006%
Ludlow Falls village	MIAMI COUNTY	36205500600000 Other	0.0003%
LUDLOW TOWNSHIP	WASHINGTON COUNTY	36308401300000 Other	0.0001%
LYKENS TOWNSHIP	CRAWFORD COUNTY	36301701000000 Other	0.0000%
Lynchburg village	MULTIPLE COUNTIES	36203600500000 Other	0.0029%
Lyndhurst city	CUYAHOGA COUNTY	36201802800000 Other	0.0339%
LYNN TOWNSHIP	HARDIN COUNTY	36303300900000 Other	0.0000%
Lyons village	FULTON COUNTY	36202600400000 Other	0.0001%
Macedonia city	SUMMIT COUNTY	36207770100000 Other	0.0527%
Macksburg village	WASHINGTON COUNTY	36208400500000 Other	0.0000%
MAD RIVER TOWNSHIP	CHAMPAIGN COUNTY	36301100700000 Other	0.0004%
MAD RIVER TOWNSHIP	CLARK COUNTY	36301200600000 Other	0.0133%
Madeira city	HAMILTON COUNTY	36203101900000 Other	0.0133%
MADISON COUNTY	MADISON COUNTY	36104904900000 County	0.2563%
MADISON TOWNSHIP	BUTLER COUNTY	36300900500000 Other	0.0065%
MADISON TOWNSHIP	CLARK COUNTY	36301200500000 Other	0.0028%
MADISON TOWNSHIP	COLUMBIANA COUNTY	36301500900000 Other	0.0002%
MADISON TOWNSHIP	FAYETTE COUNTY	36302400500000 Other	0.0004%
MADISON TOWNSHIP	FRANKLIN COUNTY	36302500800000 Other	0.0649%
MADISON TOWNSHIP	GUERNSEY COUNTY	36303000900000 Other	0.0001%
MADISON TOWNSHIP	HANCOCK COUNTY	36303201000000 Other	0.0002%

## OneOhio Exhibit B

Revised 1/21/2020 12:30 PM

## OneOhio Exhibit B

MADISON TOWNSHIP	HIGHLAND COUNTY	36303600900000	Other	0.0000%
MADISON TOWNSHIP	LAKE COUNTY	36304300400000	Other	0.0186%
MADISON TOWNSHIP	LICKING COUNTY	36304501800000	Other	0.0016%
MADISON TOWNSHIP	MUSKINGUM COUNTY	36306001300000	Other	0.0000%
MADISON TOWNSHIP	PICKAWAY COUNTY	36306500600000	Other	0.0006%
MADISON TOWNSHIP	RICHLAND COUNTY	36307000700000	Other	0.0162%
MADISON TOWNSHIP	SANDUSKY COUNTY	36307200400000	Other	0.0010%
MADISON TOWNSHIP	SCIOTO COUNTY	36307300700000	Other	0.0090%
MADISON TOWNSHIP	WILLIAMS COUNTY	36308600600000	Other	0.0002%
Madison village	LAKE COUNTY	36204300600000	Other	0.0070%
Magnetic Springs village	UNION COUNTY	36208000100000	Other	0.0003%
Magnolia village	MULTIPLE COUNTIES	36207601200000	Other	0.0039%
MAHONING COUNTY	MAHONING COUNTY	36105005000000	County	1.6000%
Maineville village	WARREN COUNTY	36208300600000	Other	0.0020%
MALAGA TOWNSHIP	MONROE COUNTY	36305600900000	Other	0.0001%
Malinta village	HENRY COUNTY	36203500700000	Other	0.0001%
Malta village	MORGAN COUNTY	36205800300000	Other	0.0001%
Malvern village	CARROLL COUNTY	36201000400000	Other	0.0006%
MANCHESTER TOWNSHIP	ADAMS COUNTY	36300100700000	Other	0.0014%
Manchester village	ADAMS COUNTY	36200100200000	Other	0.0026%
Mansfield city	RICHLAND COUNTY	36207000500000	Other	0.2140%
MANTUA TOWNSHIP	PORTAGE COUNTY	36306701000000	Other	0.0001%
Mantua village	PORTAGE COUNTY	36206700600000	Other	0.0016%
Maple Heights city	CUYAHOGA COUNTY	36201802900000	Other	0.0395%
Marble Cliff village	FRANKLIN COUNTY	36202501400000	Other	0.0005%
Marblehead village	OTTAWA COUNTY	36206200400000	Other	0.0019%
Marengo village	MORROW COUNTY	36205900500000	Other	0.0003%
MARGARETTA TOWNSHIP	ERIE COUNTY	36302200500000	Other	0.0078%
Mariemont village	HAMILTON COUNTY	36203102000000	Other	0.0154%
Marietta city	WASHINGTON COUNTY	36208400600000	Other	0.0853%
MARIETTA TOWNSHIP	WASHINGTON COUNTY	36308401400000	Other	0.0002%
Marion city	MARION COUNTY	36205100400000	Other	0.2497%
MARION COUNTY	MARION COUNTY	36105105100000	County	0.3374%
MARION TOWNSHIP	ALLEN COUNTY	36300200600000	Other	0.0002%
MARION TOWNSHIP	CLINTON COUNTY	36301400700000	Other	0.0021%
MARION TOWNSHIP	FAYETTE COUNTY	36302400600000	Other	0.0008%
MARION TOWNSHIP	HARDIN COUNTY	36303301100000	Other	0.0006%
MARION TOWNSHIP	HENRY COUNTY	36303500700000	Other	0.0001%
MARION TOWNSHIP	HOCKING COUNTY	36303700600000	Other	0.0002%
MARION TOWNSHIP	MARION COUNTY	36305100700000	Other	0.0526%
MARION TOWNSHIP	MERCER COUNTY	36305401100000	Other	0.0015%
MARION TOWNSHIP	PIKE COUNTY	36306600500000	Other	0.0002%
MARK TOWNSHIP	DEFIANCE COUNTY	36302000700000	Other	0.0001%
MARLBORO TOWNSHIP	DELAWARE COUNTY	36302101000000	Other	0.0002%
MARLBORO TOWNSHIP	STARK COUNTY	36307600700000	Other	0.0048%
MARSEILLES TOWNSHIP	WYANDOT COUNTY	36308800600000	Other	0.0000%
Marseilles village	WYANDOT COUNTY	36208800400000	Other	0.0000%
MARSHALL TOWNSHIP	HIGHLAND COUNTY	36303601000000	Other	0.0006%
Marshallville village	WAYNE COUNTY	36208500800000	Other	0.0005%
Martins Ferry city	BELMONT COUNTY	36200700900000	Other	0.0347%
Martinsburg village	KNOX COUNTY	36204200600000	Other	0.0000%
Martinsville village	CLINTON COUNTY	36201400300000	Other	0.0006%

## OneOhio Exhibit B

Revised 1/21/2020 12:30 PM

## OneOhio Exhibit B

MARY ANN TOWNSHIP	LICKING COUNTY	36304501900000 Other	0.0009%
Marysville city	UNION COUNTY	36208000200000 Other	0.0386%
Mason city	WARREN COUNTY	36208300700000 Other	0.1511%
MASON TOWNSHIP	LAWRENCE COUNTY	36304400700000 Other	0.0000%
MASSIE TOWNSHIP	WARREN COUNTY	36308300600000 Other	0.0001%
Massillon city	STARK COUNTY	36207601300000 Other	0.1195%
Matamoras village	WASHINGTON COUNTY	36208400700000 Other	0.0003%
Maumee city	LUCAS COUNTY	36204800400000 Other	0.0830%
Mayfield Heights city	CUYAHOGA COUNTY	36201803100000 Other	0.0460%
Mayfield village	CUYAHOGA COUNTY	36201803000000 Other	0.0222%
McArthur village	VINTON COUNTY	36208200200000 Other	0.0034%
McClure village	HENRY COUNTY	36203500600000 Other	0.0001%
McComb village	HANCOCK COUNTY	36203200600000 Other	0.0020%
McConnelsville village	MORGAN COUNTY	36205800200000 Other	0.0038%
MCDONALD TOWNSHIP	HARDIN COUNTY	36303301000000 Other	0.0004%
McDonald village	TRUMBULL COUNTY	36207800400000 Other	0.0086%
McGuffey village	HARDIN COUNTY	36203300600000 Other	0.0000%
MCKEAN TOWNSHIP	LICKING COUNTY	36304501700000 Other	0.0017%
MCLEAN TOWNSHIP	SHELBY COUNTY	36307500800000 Other	0.0000%
MEAD TOWNSHIP	BELMONT COUNTY	36300700500000 Other	0.0016%
MECCA TOWNSHIP	TRUMBULL COUNTY	36307801800000 Other	0.0016%
Mechanicsburg village	CHAMPAIGN COUNTY	36201100200000 Other	0.0060%
Medina city	MEDINA COUNTY	36205200600000 Other	0.0851%
MEDINA COUNTY	MEDINA COUNTY	36105205200000 County	0.7826%
MEDINA TOWNSHIP	MEDINA COUNTY	36305201100000 Other	0.0181%
MEIGS COUNTY	MEIGS COUNTY	36105305300000 County	0.1987%
MEIGS TOWNSHIP	ADAMS COUNTY	36300100800000 Other	0.0020%
MEIGSVILLE TOWNSHIP	MORGAN COUNTY	36305800900000 Other	0.0001%
Melrose village	PAULDING COUNTY	36206300700000 Other	0.0001%
Mendon village	MERCER COUNTY	36205400600000 Other	0.0001%
Mentor city	LAKE COUNTY	36204300700000 Other	0.2495%
Mentor-on-the-Lake city	LAKE COUNTY	36204300800000 Other	0.0196%
MERCER COUNTY	MERCER COUNTY	36105405400000 County	0.1655%
MESOPOTAMIA TOWNSHIP	TRUMBULL COUNTY	36307801900000 Other	0.0029%
Metamora village	FULTON COUNTY	36202600500000 Other	0.0002%
Meyers Lake village	STARK COUNTY	36207601400000 Other	0.0015%
MIAMI COUNTY	MIAMI COUNTY	36105505500000 County	0.5778%
MIAMI TOWNSHIP	CLERMONT COUNTY	36301300500000 Other	0.2188%
MIAMI TOWNSHIP	GREENE COUNTY	36302900600000 Other	0.0057%
MIAMI TOWNSHIP	HAMILTON COUNTY	36303100800000 Other	0.0222%
MIAMI TOWNSHIP	LOGAN COUNTY	36304600800000 Other	0.0002%
MIAMI TOWNSHIP	MONTGOMERY COUNTY	36305700900000 Other	0.1355%
Miamisburg city	MONTGOMERY COUNTY	36205700900000 Other	0.1660%
Middle Point village	VAN WERT COUNTY	36208100300000 Other	0.0010%
Middleburg Heights city	CUYAHOGA COUNTY	36201803200000 Other	0.0377%
MIDDLEBURY TOWNSHIP	KNOX COUNTY	36304201300000 Other	0.0003%
Middlefield village	GEAUGA COUNTY	36202800400000 Other	0.0111%
Middleport village	MEIGS COUNTY	36205300100000 Other	0.0067%
MIDDLETON TOWNSHIP	COLUMBIANA COUNTY	36301501000000 Other	0.0013%
MIDDLETON TOWNSHIP	WOOD COUNTY	36308700900000 Other	0.0032%
Middletown city	MULTIPLE COUNTIES	36200900400000 Other	0.5827%
Midland village	CLINTON COUNTY	36201400400000 Other	0.0000%

## OneOhio Exhibit B

Revised 1/21/2020 12:30 PM

## OneOhio Exhibit B

Midvale village	TUSCARAWAS COUNTY	36207900700000 Other	0.0005%
Midway village	MADISON COUNTY	36204900200000 Other	0.0007%
MIFFLIN TOWNSHIP	ASHLAND COUNTY	36300300600000 Other	0.0003%
MIFFLIN TOWNSHIP	FRANKLIN COUNTY	36302501000000 Other	0.0916%
MIFFLIN TOWNSHIP	PIKE COUNTY	36306600600000 Other	0.0001%
MIFFLIN TOWNSHIP	RICHLAND COUNTY	36307000800000 Other	0.0081%
MIFFLIN TOWNSHIP	WYANDOT COUNTY	36308800700000 Other	0.0001%
Mifflin village	ASHLAND COUNTY	36200300500000 Other	0.0002%
MILAN TOWNSHIP	ERIE COUNTY	36302200600000 Other	0.0020%
Milan village	MULTIPLE COUNTIES	36202200600000 Other	0.0041%
Milford Center village	UNION COUNTY	36208000300000 Other	0.0001%
Milford city	MULTIPLE COUNTIES	36201300600000 Other	0.0752%
MILFORD TOWNSHIP	BUTLER COUNTY	36300900600000 Other	0.0016%
MILFORD TOWNSHIP	DEFIANCE COUNTY	36302000800000 Other	0.0003%
MILL CREEK TOWNSHIP	COSHOCTON COUNTY	36301601200000 Other	0.0000%
MILL CREEK TOWNSHIP	WILLIAMS COUNTY	36308600700000 Other	0.0001%
MILL TOWNSHIP	TUSCARAWAS COUNTY	36307901000000 Other	0.0122%
Millbury village	WOOD COUNTY	36208701200000 Other	0.0010%
MILLCREEK TOWNSHIP	UNION COUNTY	36308000900000 Other	0.0000%
Milledgeville village	FAYETTE COUNTY	36202400300000 Other	0.0000%
Miller City village	PUTNAM COUNTY	36206901100000 Other	0.0000%
MILLER TOWNSHIP	KNOX COUNTY	36304201500000 Other	0.0009%
Millersburg village	HOLMES COUNTY	36203800400000 Other	0.0018%
Millersport village	FAIRFIELD COUNTY	36202300700000 Other	0.0059%
Millville village	BUTLER COUNTY	36200900500000 Other	0.0076%
MILLWOOD TOWNSHIP	GUERNSEY COUNTY	36303001000000 Other	0.0001%
Milton Center village	WOOD COUNTY	36208701300000 Other	0.0000%
MILTON TOWNSHIP	ASHLAND COUNTY	36300300700000 Other	0.0000%
MILTON TOWNSHIP	MAHONING COUNTY	36305001100000 Other	0.0049%
Miltonsburg village	MONROE COUNTY	36205600700000 Other	0.0000%
Mineral City village	TUSCARAWAS COUNTY	36207900800000 Other	0.0027%
Minerva Park village	FRANKLIN COUNTY	36202501500000 Other	0.0031%
Minerva village	MULTIPLE COUNTIES	36207601500000 Other	0.0118%
Mingo Junction village	JEFFERSON COUNTY	36204100900000 Other	0.0075%
Minster village	AUGLAIZE COUNTY	36200600300000 Other	0.0056%
MISSISSINAWA TOWNSHIP	DARKE COUNTY	36301901000000 Other	0.0003%
Mogadore village	MULTIPLE COUNTIES	36207700800000 Other	0.0108%
MONCLOVA TOWNSHIP	LUCAS COUNTY	36304800400000 Other	0.0108%
MONDAY CREEK TOWNSHIP	PERRY COUNTY	36306400800000 Other	0.0000%
Monroe city	MULTIPLE COUNTIES	36200900600000 Other	0.1198%
MONROE COUNTY	MONROE COUNTY	36105605600000 County	0.0768%
MONROE TOWNSHIP	ADAMS COUNTY	36300100900000 Other	0.0017%
MONROE TOWNSHIP	ALLEN COUNTY	36300200700000 Other	0.0003%
MONROE TOWNSHIP	CARROLL COUNTY	36301000900000 Other	0.0010%
MONROE TOWNSHIP	CLERMONT COUNTY	36301300600000 Other	0.0035%
MONROE TOWNSHIP	DARKE COUNTY	36301901100000 Other	0.0006%
MONROE TOWNSHIP	GUERNSEY COUNTY	36303001100000 Other	0.0002%
MONROE TOWNSHIP	HARRISON COUNTY	36303400800000 Other	0.0004%
MONROE TOWNSHIP	KNOX COUNTY	36304201600000 Other	0.0022%
MONROE TOWNSHIP	LICKING COUNTY	36304502000000 Other	0.0161%
MONROE TOWNSHIP	LOGAN COUNTY	36304600900000 Other	0.0002%
MONROE TOWNSHIP	MUSKINGUM COUNTY	36306001500000 Other	0.0001%

## OneOhio Exhibit B

Revised 1/21/2020 12:30 PM

## OneOhio Exhibit B

MONROE TOWNSHIP	PERRY COUNTY	36306400900000 Other	0.0001%
MONROE TOWNSHIP	PICKAWAY COUNTY	36306500700000 Other	0.0004%
MONROE TOWNSHIP	PREBLE COUNTY	36306800900000 Other	0.0020%
MONROE TOWNSHIP	PUTNAM COUNTY	36306900600000 Other	0.0008%
MONROE TOWNSHIP	RICHLAND COUNTY	36307000900000 Other	0.0012%
Monroeville village	HURON COUNTY	36203900300000 Other	0.0058%
MONTEREY TOWNSHIP	PUTNAM COUNTY	36306900700000 Other	0.0001%
Montezuma village	MERCER COUNTY	36205400700000 Other	0.0003%
Montgomery city	HAMILTON COUNTY	36203102100000 Other	0.0492%
MONTGOMERY COUNTY	MONTGOMERY COUNTY	36105705700000 County	5.1645%
MONTGOMERY TOWNSHIP	MARION COUNTY	36305100800000 Other	0.0007%
MONTGOMERY TOWNSHIP	WOOD COUNTY	36308701100000 Other	0.0011%
Montpelier village	WILLIAMS COUNTY	36208600600000 Other	0.0054%
MONTVILLE TOWNSHIP	GEAUGA COUNTY	36302801000000 Other	0.0006%
MONTVILLE TOWNSHIP	MEDINA COUNTY	36305201200000 Other	0.0203%
MOOREFIELD TOWNSHIP	CLARK COUNTY	36301200700000 Other	0.0091%
Moraine city	MONTGOMERY COUNTY	36205750100000 Other	0.0891%
Moreland Hills village	CUYAHOGA COUNTY	36201803300000 Other	0.0035%
MORGAN COUNTY	MORGAN COUNTY	36105805800000 County	0.0874%
MORGAN TOWNSHIP	ASHTABULA COUNTY	36300401500000 Other	0.0013%
MORGAN TOWNSHIP	BUTLER COUNTY	36300900700000 Other	0.0060%
MORGAN TOWNSHIP	GALLIA COUNTY	36302701000000 Other	0.0004%
MORGAN TOWNSHIP	KNOX COUNTY	36304201700000 Other	0.0013%
MORGAN TOWNSHIP	SCIOTO COUNTY	36307300800000 Other	0.0014%
Morrall village	MARION COUNTY	36205100500000 Other	0.0009%
MORRIS TOWNSHIP	KNOX COUNTY	36304201800000 Other	0.0000%
Morristown village	BELMONT COUNTY	36200701000000 Other	0.0005%
MORROW COUNTY	MORROW COUNTY	36105905900000 County	0.2193%
Morrow village	WARREN COUNTY	36208300800000 Other	0.0015%
Moscow village	CLERMONT COUNTY	36201300700000 Other	0.0010%
MOULTON TOWNSHIP	AUGLAIZE COUNTY	36300600700000 Other	0.0002%
Mount Blanchard village	HANCOCK COUNTY	36203200700000 Other	0.0001%
Mount Cory village	HANCOCK COUNTY	36203200800000 Other	0.0001%
Mount Eaton village	WAYNE COUNTY	36208500900000 Other	0.0003%
Mount Gilead village	MORROW COUNTY	36205900600000 Other	0.0048%
Mount Healthy city	HAMILTON COUNTY	36203102200000 Other	0.0150%
Mount Orab village	BROWN COUNTY	36200800600000 Other	0.0858%
MOUNT PLEASANT TOWNSHIP	JEFFERSON COUNTY	36304100500000 Other	0.0010%
Mount Pleasant village	JEFFERSON COUNTY	36204101000000 Other	0.0002%
Mount Sterling village	MADISON COUNTY	36204900300000 Other	0.0092%
Mount Vernon city	KNOX COUNTY	36204200700000 Other	0.0916%
Mount Victory village	HARDIN COUNTY	36203300700000 Other	0.0004%
Mowrystown village	HIGHLAND COUNTY	36203600600000 Other	0.0100%
Munroe Falls city	SUMMIT COUNTY	36207700900000 Other	0.0145%
MUNSON TOWNSHIP	GEAUGA COUNTY	36302801100000 Other	0.0126%
Murray City village	HOCKING COUNTY	36203700300000 Other	0.0004%
MUSKINGUM COUNTY	MUSKINGUM COUNTY	36106006000000 County	0.5187%
MUSKINGUM TOWNSHIP	WASHINGTON COUNTY	36308401500000 Other	0.0035%
Mutual village	CHAMPAIGN COUNTY	36201100300000 Other	0.0001%
Napoleon city	HENRY COUNTY	36203500800000 Other	0.0200%
NAPOLEON TOWNSHIP	HENRY COUNTY	36303500900000 Other	0.0009%
Nashville village	HOLMES COUNTY	36203800500000 Other	0.0001%

## OneOhio Exhibit B

Revised 1/21/2020 12:30 PM

## OneOhio Exhibit B

Navarre village	STARK COUNTY	36207601600000 Other	0.0045%
Nellie village	COSHOCTON COUNTY	36201600300000 Other	0.0001%
Nelsonville city	ATHENS COUNTY	36200500900000 Other	0.0154%
Nevada village	WYANDOT COUNTY	36208800500000 Other	0.0001%
Neville village	CLERMONT COUNTY	36201300800000 Other	0.0000%
New Albany city	MULTIPLE COUNTIES	36202501600000 Other	0.0356%
New Alexandria village	JEFFERSON COUNTY	36204101100000 Other	0.0002%
New Athens village	HARRISON COUNTY	36203400800000 Other	0.0001%
New Bavaria village	HENRY COUNTY	36203500900000 Other	0.0002%
New Bloomington village	MARION COUNTY	36205100600000 Other	0.0006%
New Boston village	SCIOTO COUNTY	36207300100000 Other	0.0218%
New Bremen village	AUGLAIZE COUNTY	36200600400000 Other	0.0077%
New Carlisle city	CLARK COUNTY	36201200500000 Other	0.0121%
New Concord village	MUSKINGUM COUNTY	36206000400000 Other	0.0073%
New Franklin city	SUMMIT COUNTY	36207730000000 Other	0.0294%
NEW HAVEN TOWNSHIP	HURON COUNTY	36303900900000 Other	0.0016%
New Holland village	FAYETTE COUNTY	36206500500000 Other	0.0002%
NEW JASPER TOWNSHIP	GREENE COUNTY	36302900700000 Other	0.0016%
New Knoxville village	AUGLAIZE COUNTY	36200600500000 Other	0.0012%
New Lebanon village	MONTGOMERY COUNTY	36205701000000 Other	0.0058%
New Lexington village	PERRY COUNTY	36206400600000 Other	0.0130%
NEW LONDON TOWNSHIP	HURON COUNTY	36303901000000 Other	0.0003%
New London village	HURON COUNTY	36203900400000 Other	0.0030%
New Madison village	DARKE COUNTY	36201900900000 Other	0.0017%
NEW MARKET TOWNSHIP	HIGHLAND COUNTY	36303601100000 Other	0.0002%
New Miami village	BUTLER COUNTY	36200900700000 Other	0.0024%
New Middletown village	MAHONING COUNTY	36205000600000 Other	0.0008%
New Paris village	PREBLE COUNTY	36206800700000 Other	0.0016%
New Philadelphia city	TUSCARAWAS COUNTY	36207901000000 Other	0.0775%
New Richmond village	CLERMONT COUNTY	36201300900000 Other	0.0331%
New Riegel village	SENECA COUNTY	36207400600000 Other	0.0002%
NEW RUSSIA TOWNSHIP	LORAIN COUNTY	36304701800000 Other	0.0008%
New Straitsville village	PERRY COUNTY	36206400700000 Other	0.0021%
New Vienna village	CLINTON COUNTY	36201400500000 Other	0.0009%
New Washington village	CRAWFORD COUNTY	36201700500000 Other	0.0012%
New Waterford village	COLUMBIANA COUNTY	36201500700000 Other	0.0049%
New Weston village	DARKE COUNTY	36201901000000 Other	0.0001%
Newark city	LICKING COUNTY	36204501000000 Other	0.1778%
NEWARK TOWNSHIP	LICKING COUNTY	36304502100000 Other	0.0018%
NEWBERRY TOWNSHIP	MIAMI COUNTY	36305500700000 Other	0.0020%
Newburgh Heights village	CUYAHOGA COUNTY	36201803400000 Other	0.0043%
NEWBURY TOWNSHIP	GEAUGA COUNTY	36302801200000 Other	0.0028%
Newcomerstown village	TUSCARAWAS COUNTY	36207900900000 Other	0.0077%
Newton Falls village	TRUMBULL COUNTY	36207800500000 Other	0.0365%
NEWTON TOWNSHIP	LICKING COUNTY	36304502200000 Other	0.0011%
NEWTON TOWNSHIP	MUSKINGUM COUNTY	36306001700000 Other	0.0020%
NEWTON TOWNSHIP	PIKE COUNTY	36306600700000 Other	0.0002%
NEWTON TOWNSHIP	TRUMBULL COUNTY	36307802000000 Other	0.0027%
Newtonsville village	CLERMONT COUNTY	36201301000000 Other	0.0006%
Newtown village	HAMILTON COUNTY	36203102300000 Other	0.0057%
Ney village	DEFIANCE COUNTY	36202000300000 Other	0.0001%
NILE TOWNSHIP	SCIOTO COUNTY	36307300900000 Other	0.0052%

## OneOhio Exhibit B

Revised 1/21/2020 12:30 PM

## OneOhio Exhibit B

Niles city	TRUMBULL COUNTY	36207800600000 Other	0.1644%
NIMISHILLEN TOWNSHIP	STARK COUNTY	36307600800000 Other	0.0123%
NOBLE COUNTY	NOBLE COUNTY	36106106100000 County	0.0987%
NOBLE TOWNSHIP	AUGLAIZE COUNTY	36300600800000 Other	0.0000%
NOBLE TOWNSHIP	DEFIANCE COUNTY	36302000900000 Other	0.0003%
NOBLE TOWNSHIP	NOBLE COUNTY	36306101000000 Other	0.0008%
North Baltimore village	WOOD COUNTY	36208701400000 Other	0.0035%
North Bend village	HAMILTON COUNTY	36203102400000 Other	0.0026%
NORTH BLOOMFIELD TOWNSHIP	MORROW COUNTY	36305901000000 Other	0.0004%
North Canton city	STARK COUNTY	36207601700000 Other	0.0525%
North College Hill city	HAMILTON COUNTY	36203102500000 Other	0.0194%
North Fairfield village	HURON COUNTY	36203900500000 Other	0.0001%
North Hampton village	CLARK COUNTY	36201200600000 Other	0.0018%
North Kingsville village	ASHTABULA COUNTY	36200400800000 Other	0.0059%
North Lewisburg village	CHAMPAIGN COUNTY	36201100400000 Other	0.0041%
North Olmsted city	CUYAHOGA COUNTY	36201803500000 Other	0.0400%
North Perry village	LAKE COUNTY	36204300900000 Other	0.0021%
North Randall village	CUYAHOGA COUNTY	36201803600000 Other	0.0010%
North Ridgeville city	LORAIN COUNTY	36204750300000 Other	0.1100%
North Robinson village	CRAWFORD COUNTY	36201700600000 Other	0.0001%
North Royalton city	CUYAHOGA COUNTY	36201803700000 Other	0.0490%
North Star village	DARKE COUNTY	36201901100000 Other	0.0006%
NORTH TOWNSHIP	HARRISON COUNTY	36303401000000 Other	0.0006%
NORTHFIELD CENTER TOWNSHIP	SUMMIT COUNTY	36307701000000 Other	0.0055%
Northfield village	SUMMIT COUNTY	36207701000000 Other	0.0205%
NORTHWEST TOWNSHIP	WILLIAMS COUNTY	36308600800000 Other	0.0003%
Northwood city	WOOD COUNTY	36208770100000 Other	0.0154%
Norton city	MULTIPLE COUNTIES	36207750300000 Other	0.0374%
Norwalk city	HURON COUNTY	36203900600000 Other	0.0672%
NORWALK TOWNSHIP	HURON COUNTY	36303901100000 Other	0.0010%
NORWICH TOWNSHIP	FRANKLIN COUNTY	36302501100000 Other	0.0882%
NORWICH TOWNSHIP	HURON COUNTY	36303901200000 Other	0.0005%
Norwich village	MUSKINGUM COUNTY	36206000500000 Other	0.0001%
Norwood city	HAMILTON COUNTY	36203102600000 Other	0.1134%
NOTTINGHAM TOWNSHIP	HARRISON COUNTY	36303401100000 Other	0.0002%
Oak Harbor village	OTTAWA COUNTY	36206200500000 Other	0.0043%
Oak Hill village	JACKSON COUNTY	36204000300000 Other	0.0010%
Oakwood city	MONTGOMERY COUNTY	36205701100000 Other	0.0665%
Oakwood village	CUYAHOGA COUNTY	36201803800000 Other	0.0160%
Oakwood village	PAULDING COUNTY	36206300800000 Other	0.0006%
Oberlin city	LORAIN COUNTY	36204700800000 Other	0.0523%
Obetz village	FRANKLIN COUNTY	36202501800000 Other	0.0013%
Octa village	FAYETTE COUNTY	36202400400000 Other	0.0000%
Ohio City village	VAN WERT COUNTY	36208100400000 Other	0.0013%
OHIO TOWNSHIP	CLERMONT COUNTY	36301300700000 Other	0.0025%
OHIO TOWNSHIP	MONROE COUNTY	36305601000000 Other	0.0003%
Old Washington village	GUERNSEY COUNTY	36203001100000 Other	0.0017%
OLIVE TOWNSHIP	MEIGS COUNTY	36305300600000 Other	0.0005%
OLIVE TOWNSHIP	NOBLE COUNTY	36306101100000 Other	0.0002%
Olmsted Falls city	CUYAHOGA COUNTY	36201803900000 Other	0.0116%
OLMSTED TOWNSHIP	CUYAHOGA COUNTY	36301800300000 Other	0.0148%
Ontario city	RICHLAND COUNTY	36207050100000 Other	0.0193%

## OneOhio Exhibit B

Revised 1/21/2020 12:30 PM

## OneOhio Exhibit B

ORANGE TOWNSHIP	ASHLAND COUNTY	36300301000000 Other	0.0005%
ORANGE TOWNSHIP	CARROLL COUNTY	36301001000000 Other	0.0004%
ORANGE TOWNSHIP	DELAWARE COUNTY	36302101100000 Other	0.0532%
ORANGE TOWNSHIP	MEIGS COUNTY	36305300700000 Other	0.0003%
ORANGE TOWNSHIP	SHELBY COUNTY	36307500900000 Other	0.0012%
Orange village	CUYAHOGA COUNTY	36201804000000 Other	0.0100%
Orangeville village	TRUMBULL COUNTY	36207800700000 Other	0.0005%
Oregon city	LUCAS COUNTY	36204850100000 Other	0.0937%
Orrville city	WAYNE COUNTY	36208501000000 Other	0.0090%
ORWELL TOWNSHIP	ASHTABULA COUNTY	36300401700000 Other	0.0005%
Orwell village	ASHTABULA COUNTY	36200400900000 Other	0.0055%
Osgood village	DARKE COUNTY	36201901200000 Other	0.0001%
OSNABURG TOWNSHIP	STARK COUNTY	36307600900000 Other	0.0018%
Ostrander village	DELAWARE COUNTY	36202100400000 Other	0.0001%
OTTAWA COUNTY	OTTAWA COUNTY	36106206200000 County	0.2393%
Ottawa Hills village	LUCAS COUNTY	36204800500000 Other	0.0134%
Ottawa village	PUTNAM COUNTY	36206901200000 Other	0.0047%
Ottoville village	PUTNAM COUNTY	36206901300000 Other	0.0011%
Otway village	SCIOTO COUNTY	36207300200000 Other	0.0001%
Owensville village	CLERMONT COUNTY	36201301100000 Other	0.0009%
Oxford city	BUTLER COUNTY	36200900800000 Other	0.0795%
OXFORD TOWNSHIP	BUTLER COUNTY	36300900800000 Other	0.1102%
OXFORD TOWNSHIP	COSHOCTON COUNTY	36301601500000 Other	0.0002%
OXFORD TOWNSHIP	GUERNSEY COUNTY	36303001200000 Other	0.0001%
OXFORD TOWNSHIP	TUSCARAWAS COUNTY	36307901100000 Other	0.0001%
Painesville city	LAKE COUNTY	36204301000000 Other	0.0829%
PAINESVILLE TOWNSHIP	LAKE COUNTY	36304300600000 Other	0.0334%
PAINT TOWNSHIP	FAYETTE COUNTY	36302400700000 Other	0.0000%
PAINT TOWNSHIP	HIGHLAND COUNTY	36303601200000 Other	0.0003%
PAINT TOWNSHIP	HOLMES COUNTY	36303800800000 Other	0.0004%
PAINT TOWNSHIP	MADISON COUNTY	36304900800000 Other	0.0000%
PAINT TOWNSHIP	ROSS COUNTY	36307101100000 Other	0.0004%
PAINT TOWNSHIP	WAYNE COUNTY	36308501100000 Other	0.0002%
Palestine village	DARKE COUNTY	36201901300000 Other	0.0005%
PALMER TOWNSHIP	WASHINGTON COUNTY	36308401700000 Other	0.0001%
PALMYRA TOWNSHIP	PORTAGE COUNTY	36306701200000 Other	0.0008%
Pandora village	PUTNAM COUNTY	36206901400000 Other	0.0009%
PARIS TOWNSHIP	PORTAGE COUNTY	36306701300000 Other	0.0002%
PARIS TOWNSHIP	STARK COUNTY	36307601000000 Other	0.0010%
PARKMAN TOWNSHIP	GEAUGA COUNTY	36302801300000 Other	0.0009%
Parma city	CUYAHOGA COUNTY	36201804200000 Other	0.1543%
Parma Heights city	CUYAHOGA COUNTY	36201804300000 Other	0.0326%
Parral village	TUSCARAWAS COUNTY	36207901100000 Other	0.0000%
Pataskala city	LICKING COUNTY	36204501100000 Other	0.0174%
Patterson village	HARDIN COUNTY	36203300800000 Other	0.0001%
PAULDING COUNTY	PAULDING COUNTY	36106306300000 County	0.0840%
PAULDING TOWNSHIP	PAULDING COUNTY	36306301100000 Other	0.0002%
Paulding village	PAULDING COUNTY	36206300900000 Other	0.0017%
PAXTON TOWNSHIP	ROSS COUNTY	36307101200000 Other	0.0010%
Payne village	PAULDING COUNTY	36206301000000 Other	0.0006%
PEASE TOWNSHIP	BELMONT COUNTY	36300700600000 Other	0.0005%
PEBBLE TOWNSHIP	PIKE COUNTY	36306600800000 Other	0.0003%

## OneOhio Exhibit B

Revised 1/21/2020 12:30 PM



## OneOhio Exhibit B

PEE PEE TOWNSHIP	PIKE COUNTY	36306600900000 Other	0.0015%
Peebles village	ADAMS COUNTY	36200100300000 Other	0.0068%
Pemberville village	WOOD COUNTY	36208701500000 Other	0.0013%
Peninsula village	SUMMIT COUNTY	36207701100000 Other	0.0050%
PENN TOWNSHIP	MORGAN COUNTY	36305801100000 Other	0.0001%
Pepper Pike city	CUYAHOGA COUNTY	36201804400000 Other	0.0194%
PERKINS TOWNSHIP	ERIE COUNTY	36302200900000 Other	0.0512%
PERRY COUNTY	PERRY COUNTY	36106406400000 County	0.2380%
PERRY TOWNSHIP	ALLEN COUNTY	36300200800000 Other	0.0046%
PERRY TOWNSHIP	BROWN COUNTY	36300801000000 Other	0.0144%
PERRY TOWNSHIP	COLUMBIANA COUNTY	36301501100000 Other	0.0049%
PERRY TOWNSHIP	FAYETTE COUNTY	36302400800000 Other	0.0004%
PERRY TOWNSHIP	FRANKLIN COUNTY	36302501200000 Other	0.0092%
PERRY TOWNSHIP	LAKE COUNTY	36304300700000 Other	0.0026%
PERRY TOWNSHIP	LAWRENCE COUNTY	36304400800000 Other	0.0009%
PERRY TOWNSHIP	LICKING COUNTY	36304502300000 Other	0.0016%
PERRY TOWNSHIP	LOGAN COUNTY	36304601000000 Other	0.0027%
PERRY TOWNSHIP	MONROE COUNTY	36305601100000 Other	0.0001%
PERRY TOWNSHIP	MUSKINGUM COUNTY	36306001800000 Other	0.0028%
PERRY TOWNSHIP	PICKAWAY COUNTY	36306500900000 Other	0.0000%
PERRY TOWNSHIP	PIKE COUNTY	36306601000000 Other	0.0001%
PERRY TOWNSHIP	PUTNAM COUNTY	36306901000000 Other	0.0000%
PERRY TOWNSHIP	RICHLAND COUNTY	36307001000000 Other	0.0004%
PERRY TOWNSHIP	STARK COUNTY	36307601100000 Other	0.0537%
PERRY TOWNSHIP	WOOD COUNTY	36308701200000 Other	0.0001%
Perry village	LAKE COUNTY	36204301100000 Other	0.0054%
Perrysburg city	WOOD COUNTY	36208701600000 Other	0.0577%
PERRYSBURG TOWNSHIP	WOOD COUNTY	36308701300000 Other	0.0342%
Perrysville village	ASHLAND COUNTY	36200300600000 Other	0.0008%
PERU TOWNSHIP	HURON COUNTY	36303901300000 Other	0.0000%
PERU TOWNSHIP	MORROW COUNTY	36305901200000 Other	0.0001%
Phillipsburg village	MONTGOMERY COUNTY	36205701200000 Other	0.0042%
Philo village	MUSKINGUM COUNTY	36206000600000 Other	0.0011%
PICKAWAY COUNTY	PICKAWAY COUNTY	36106506500000 County	0.0934%
PICKAWAY TOWNSHIP	PICKAWAY COUNTY	36306501000000 Other	0.0005%
Pickerington city	MULTIPLE COUNTIES	36202300900000 Other	0.0350%
PIERCE TOWNSHIP	CLERMONT COUNTY	36301300800000 Other	0.0722%
PIERPONT TOWNSHIP	ASHTABULA COUNTY	36300401800000 Other	0.0012%
PIKE COUNTY	PIKE COUNTY	36106606600000 County	0.3072%
PIKE TOWNSHIP	BROWN COUNTY	36300801100000 Other	0.0024%
PIKE TOWNSHIP	CLARK COUNTY	36301200800000 Other	0.0027%
PIKE TOWNSHIP	PERRY COUNTY	36306401000000 Other	0.0022%
PIKE TOWNSHIP	STARK COUNTY	36307601200000 Other	0.0021%
Piketon village	PIKE COUNTY	36206600200000 Other	0.0024%
Pioneer village	WILLIAMS COUNTY	36208600700000 Other	0.0029%
Piqua city	MIAMI COUNTY	36205500700000 Other	0.0869%
Pittsburg village	DARKE COUNTY	36201901400000 Other	0.0006%
PITT TOWNSHIP	WYANDOT COUNTY	36308800800000 Other	0.0003%
Plain City village	MULTIPLE COUNTIES	36204900400000 Other	0.0103%
PLAIN TOWNSHIP	FRANKLIN COUNTY	36302501300000 Other	0.0388%
PLAIN TOWNSHIP	STARK COUNTY	36307601300000 Other	0.0464%
PLAIN TOWNSHIP	WAYNE COUNTY	36308501200000 Other	0.0003%

## OneOhio Exhibit B

Revised 1/21/2020 12:30 PM

## OneOhio Exhibit B

PLAIN TOWNSHIP	WOOD COUNTY	36308701400000 Other	0.0003%
Plainfield village	COSHOCTON COUNTY	36201600400000 Other	0.0000%
Pleasant City village	GUERNSEY COUNTY	36203000700000 Other	0.0009%
Pleasant Hill village	MIAMI COUNTY	36205500800000 Other	0.0003%
Pleasant Plain village	WARREN COUNTY	36208300900000 Other	0.0000%
PLEASANT TOWNSHIP	BROWN COUNTY	36300801200000 Other	0.0012%
PLEASANT TOWNSHIP	CLARK COUNTY	36301200900000 Other	0.0032%
PLEASANT TOWNSHIP	FAIRFIELD COUNTY	36302300900000 Other	0.0069%
PLEASANT TOWNSHIP	FRANKLIN COUNTY	36302501400000 Other	0.0138%
PLEASANT TOWNSHIP	HANCOCK COUNTY	36303201300000 Other	0.0003%
PLEASANT TOWNSHIP	HENRY COUNTY	36303501000000 Other	0.0002%
PLEASANT TOWNSHIP	KNOX COUNTY	36304202000000 Other	0.0046%
PLEASANT TOWNSHIP	MARION COUNTY	36305100900000 Other	0.0096%
PLEASANT TOWNSHIP	PERRY COUNTY	36306401100000 Other	0.0002%
PLEASANT TOWNSHIP	SENECA COUNTY	36307401000000 Other	0.0003%
PLEASANT TOWNSHIP	VAN WERT COUNTY	36308100600000 Other	0.0003%
Pleasantville village	FAIRFIELD COUNTY	36202300800000 Other	0.0001%
PLYMOUTH TOWNSHIP	ASHTABULA COUNTY	36300401900000 Other	0.0017%
Plymouth village	MULTIPLE COUNTIES	36207000600000 Other	0.0065%
POLAND TOWNSHIP	MAHONING COUNTY	36305001200000 Other	0.0148%
Poland village	MAHONING COUNTY	36205000700000 Other	0.0062%
POLK TOWNSHIP	CRAWFORD COUNTY	36301701100000 Other	0.0011%
Polk village	ASHLAND COUNTY	36200300700000 Other	0.0000%
Pomeroy village	MEIGS COUNTY	36205300200000 Other	0.0094%
Port Clinton city	OTTAWA COUNTY	36206200600000 Other	0.0145%
Port Jefferson village	SHELBY COUNTY	36207500700000 Other	0.0003%
Port Washington village	TUSCARAWAS COUNTY	36207901200000 Other	0.0003%
Port William village	CLINTON COUNTY	36201400600000 Other	0.0011%
PORTAGE COUNTY	PORTAGE COUNTY	36106706700000 County	0.9187%
PORTAGE TOWNSHIP	HANCOCK COUNTY	36303201400000 Other	0.0002%
PORTAGE TOWNSHIP	OTTAWA COUNTY	36306201000000 Other	0.0000%
PORTAGE TOWNSHIP	WOOD COUNTY	36308701500000 Other	0.0001%
Portage village	WOOD COUNTY	36208701700000 Other	0.0016%
PORTER TOWNSHIP	DELAWARE COUNTY	36302101300000 Other	0.0037%
PORTER TOWNSHIP	SCIOTO COUNTY	36307301000000 Other	0.0395%
Portsmouth city	SCIOTO COUNTY	36207300300000 Other	0.2234%
Potsdam village	MIAMI COUNTY	36205500900000 Other	0.0000%
Powell city	DELAWARE COUNTY	36202100500000 Other	0.0184%
Powhatan Point village	BELMONT COUNTY	36200701100000 Other	0.0017%
PRAIRIE TOWNSHIP	FRANKLIN COUNTY	36302501500000 Other	0.0345%
PRAIRIE TOWNSHIP	HOLMES COUNTY	36303800900000 Other	0.0004%
PREBLE COUNTY	PREBLE COUNTY	36106806800000 County	0.3067%
Proctorville village	LAWRENCE COUNTY	36204400600000 Other	0.0018%
Prospect village	MARION COUNTY	36205100700000 Other	0.0011%
PROVIDENCE TOWNSHIP	LUCAS COUNTY	36304800600000 Other	0.0026%
PULASKI TOWNSHIP	WILLIAMS COUNTY	36308600900000 Other	0.0003%
PULTNEY TOWNSHIP	BELMONT COUNTY	36300700700000 Other	0.0019%
PUSHETA TOWNSHIP	AUGLAIZE COUNTY	36300600900000 Other	0.0003%
PUT IN BAY TOWNSHIP	OTTAWA COUNTY	36306201100000 Other	0.0035%
Put-in-Bay village	OTTAWA COUNTY	36206200700000 Other	0.0040%
PUTNAM COUNTY	PUTNAM COUNTY	36106906900000 County	0.1373%
Quaker City village	GUERNSEY COUNTY	36203000800000 Other	0.0004%

## OneOhio Exhibit B

Revised 1/21/2020 12:30 PM

## OneOhio Exhibit B

Quincy village	LOGAN COUNTY	36204600600000 Other	0.0003%
RACCOON TOWNSHIP	GALLIA COUNTY	36302701300000 Other	0.0004%
Racine village	MEIGS COUNTY	36205300300000 Other	0.0011%
RADNOR TOWNSHIP	DELAWARE COUNTY	36302101400000 Other	0.0002%
RANDOLPH TOWNSHIP	PORTAGE COUNTY	36306701400000 Other	0.0014%
RANGE TOWNSHIP	MADISON COUNTY	36304901100000 Other	0.0007%
RARDEN TOWNSHIP	SCIOTO COUNTY	36307301100000 Other	0.0020%
Rarden village	SCIOTO COUNTY	36207300400000 Other	0.0005%
Ravenna city	PORTAGE COUNTY	36206700700000 Other	0.0219%
RAVENNA TOWNSHIP	PORTAGE COUNTY	36306701500000 Other	0.0060%
Rawson village	HANCOCK COUNTY	36203200900000 Other	0.0001%
Rayland village	JEFFERSON COUNTY	36204101200000 Other	0.0004%
Reading city	HAMILTON COUNTY	36203102700000 Other	0.0457%
READING TOWNSHIP	PERRY COUNTY	36306401200000 Other	0.0019%
RECOVERY TOWNSHIP	MERCER COUNTY	36305401200000 Other	0.0001%
REILY TOWNSHIP	BUTLER COUNTY	36300900900000 Other	0.0013%
Reminderville village	SUMMIT COUNTY	36207701200000 Other	0.0151%
Rendville village	PERRY COUNTY	36206400800000 Other	0.0002%
Republic village	SENECA COUNTY	36207400700000 Other	0.0011%
Reynoldsburg city	MULTIPLE COUNTIES	36202501900000 Other	0.0697%
RICE TOWNSHIP	SANDUSKY COUNTY	36307200500000 Other	0.0004%
RICHFIELD TOWNSHIP	HENRY COUNTY	36303501100000 Other	0.0023%
RICHFIELD TOWNSHIP	LUCAS COUNTY	36304800700000 Other	0.0047%
RICHFIELD TOWNSHIP	SUMMIT COUNTY	36307701200000 Other	0.0096%
Richfield village	SUMMIT COUNTY	36207780100000 Other	0.0400%
RICHLAND COUNTY	RICHLAND COUNTY	36107007000000 County	0.7455%
RICHLAND TOWNSHIP	ALLEN COUNTY	36300200900000 Other	0.0003%
RICHLAND TOWNSHIP	BELMONT COUNTY	36300700800000 Other	0.0027%
RICHLAND TOWNSHIP	CLINTON COUNTY	36301400800000 Other	0.0006%
RICHLAND TOWNSHIP	DARKE COUNTY	36301901400000 Other	0.0003%
RICHLAND TOWNSHIP	FAIRFIELD COUNTY	36302301000000 Other	0.0004%
RICHLAND TOWNSHIP	HOLMES COUNTY	36303801000000 Other	0.0001%
RICHLAND TOWNSHIP	WYANDOT COUNTY	36308800900000 Other	0.0001%
Richmond Heights city	CUYAHOGA COUNTY	36201804500000 Other	0.0219%
RICHMOND TOWNSHIP	ASHTABULA COUNTY	36300402000000 Other	0.0003%
RICHMOND TOWNSHIP	HURON COUNTY	36303901400000 Other	0.0015%
Richmond village	JEFFERSON COUNTY	36204101300000 Other	0.0008%
Richwood village	UNION COUNTY	36208000400000 Other	0.0014%
RIDGEFIELD TOWNSHIP	HURON COUNTY	36303901500000 Other	0.0003%
RIDGEVILLE TOWNSHIP	HENRY COUNTY	36303501200000 Other	0.0002%
Ridgeway village	MULTIPLE COUNTIES	36203300900000 Other	0.0004%
RILEY TOWNSHIP	PUTNAM COUNTY	36306901200000 Other	0.0007%
Rio Grande village	GALLIA COUNTY	36202700500000 Other	0.0014%
RIPLEY TOWNSHIP	HOLMES COUNTY	36303801100000 Other	0.0000%
RIPLEY TOWNSHIP	HURON COUNTY	36303901600000 Other	0.0000%
Ripley village	BROWN COUNTY	36200800700000 Other	0.0112%
Risingsun village	WOOD COUNTY	36208701800000 Other	0.0005%
Rittman city	MULTIPLE COUNTIES	36208501100000 Other	0.0060%
Riverlea village	FRANKLIN COUNTY	36202502000000 Other	0.0002%
Riverside city	MONTGOMERY COUNTY	36205701300000 Other	0.0818%
Roaming Shores village	ASHTABULA COUNTY	36200460100000 Other	0.0035%
ROCHESTER TOWNSHIP	LORAIN COUNTY	36304701700000 Other	0.0014%

## OneOhio Exhibit B

Revised 1/21/2020 12:30 PM

## OneOhio Exhibit B

Rochester village	LORAIN COUNTY	36204700900000 Other	0.0000%
Rock Creek village	ASHTABULA COUNTY	36200401000000 Other	0.0002%
Rockford village	MERCER COUNTY	36205400800000 Other	0.0018%
Rocky Ridge village	OTTAWA COUNTY	36206200800000 Other	0.0002%
Rocky River city	CUYAHOGA COUNTY	36201804600000 Other	0.0504%
Rogers village	COLUMBIANA COUNTY	36201500800000 Other	0.0005%
ROME TOWNSHIP	ASHTABULA COUNTY	36300402100000 Other	0.0014%
ROME TOWNSHIP	ATHENS COUNTY	36300501000000 Other	0.0003%
ROME TOWNSHIP	LAWRENCE COUNTY	36304400900000 Other	0.0011%
Rome village	ADAMS COUNTY	36200100400000 Other	0.0003%
ROOTSTOWN TOWNSHIP	PORTAGE COUNTY	36306701600000 Other	0.0027%
ROSE TOWNSHIP	CARROLL COUNTY	36301001200000 Other	0.0005%
Roseville village	MULTIPLE COUNTIES	36206000700000 Other	0.0017%
ROSS COUNTY	ROSS COUNTY	36107107100000 County	1.0110%
ROSS TOWNSHIP	BUTLER COUNTY	36300901000000 Other	0.0262%
ROSS TOWNSHIP	GREENE COUNTY	36302900800000 Other	0.0003%
ROSS TOWNSHIP	JEFFERSON COUNTY	36304100600000 Other	0.0005%
Rossburg village	DARKE COUNTY	36201901500000 Other	0.0001%
Rossford city	WOOD COUNTY	36208701900000 Other	0.0127%
Roswell village	TUSCARAWAS COUNTY	36207901300000 Other	0.0003%
ROUNDHEAD TOWNSHIP	HARDIN COUNTY	36303301300000 Other	0.0002%
ROYALTON TOWNSHIP	FULTON COUNTY	36302601000000 Other	0.0010%
RUMLEY TOWNSHIP	HARRISON COUNTY	36303401200000 Other	0.0006%
RUSH CREEK TOWNSHIP	FAIRFIELD COUNTY	36302301100000 Other	0.0027%
RUSH TOWNSHIP	SCIOTO COUNTY	36307301200000 Other	0.0047%
RUSH TOWNSHIP	TUSCARAWAS COUNTY	36307901300000 Other	0.0001%
RUSHCREEK TOWNSHIP	LOGAN COUNTY	36304601300000 Other	0.0004%
Rushsylvania village	LOGAN COUNTY	36204600700000 Other	0.0000%
Rushville village	FAIRFIELD COUNTY	36202301000000 Other	0.0000%
RUSSELL TOWNSHIP	GEAUGA COUNTY	36302801400000 Other	0.0186%
Russells Point village	LOGAN COUNTY	36204600800000 Other	0.0023%
Russellville village	BROWN COUNTY	36200800800000 Other	0.0058%
Russia village	SHELBY COUNTY	36207580100000 Other	0.0003%
Rutland village	MEIGS COUNTY	36205300400000 Other	0.0005%
Sabina village	CLINTON COUNTY	36201400700000 Other	0.0073%
SAGAMORE HILLS TOWNSHIP	SUMMIT COUNTY	36307701300000 Other	0.0226%
Salem city	MULTIPLE COUNTIES	36201500900000 Other	0.0383%
SALEM TOWNSHIP	AUGLAIZE COUNTY	36300601100000 Other	0.0001%
SALEM TOWNSHIP	CHAMPAIGN COUNTY	36301100900000 Other	0.0004%
SALEM TOWNSHIP	COLUMBIANA COUNTY	36301501300000 Other	0.0009%
SALEM TOWNSHIP	MUSKINGUM COUNTY	36306002000000 Other	0.0004%
SALEM TOWNSHIP	OTTAWA COUNTY	36306201200000 Other	0.0007%
SALEM TOWNSHIP	SHELBY COUNTY	36307501100000 Other	0.0011%
SALEM TOWNSHIP	TUSCARAWAS COUNTY	36307901400000 Other	0.0026%
SALEM TOWNSHIP	WARREN COUNTY	36308300700000 Other	0.0075%
SALEM TOWNSHIP	WASHINGTON COUNTY	36308401800000 Other	0.0005%
Salesville village	GUERNSEY COUNTY	36203000900000 Other	0.0001%
Salineville village	COLUMBIANA COUNTY	36201501000000 Other	0.0035%
SALISBURY TOWNSHIP	MEIGS COUNTY	36305301000000 Other	0.0004%
SALT CREEK TOWNSHIP	HOCKING COUNTY	36303700800000 Other	0.0002%
SALT CREEK TOWNSHIP	HOLMES COUNTY	36303801200000 Other	0.0000%
SALT CREEK TOWNSHIP	WAYNE COUNTY	36308501300000 Other	0.0001%

## OneOhio Exhibit B

Revised 1/21/2020 12:30 PM

## OneOhio Exhibit B

SALT LICK TOWNSHIP	PERRY COUNTY	36306401300000 Other	0.0000%
SALT ROCK TOWNSHIP	MARION COUNTY	36305101200000 Other	0.0007%
SALTCREEK TOWNSHIP	PICKAWAY COUNTY	36306501100000 Other	0.0004%
Sandusky city	ERIE COUNTY	36202200700000 Other	0.1261%
SANDUSKY COUNTY	SANDUSKY COUNTY	36107207200000 County	0.3073%
SANDUSKY TOWNSHIP	CRAWFORD COUNTY	36301701200000 Other	0.0000%
SANDUSKY TOWNSHIP	SANDUSKY COUNTY	36307200700000 Other	0.0015%
SANDY TOWNSHIP	STARK COUNTY	36307601400000 Other	0.0049%
SANDY TOWNSHIP	TUSCARAWAS COUNTY	36307901500000 Other	0.0007%
Sarahsville village	NOBLE COUNTY	36206100500000 Other	0.0001%
Sardinia village	MULTIPLE COUNTIES	36200801000000 Other	0.0044%
Savannah village	ASHLAND COUNTY	36200300800000 Other	0.0002%
SAYBROOK TOWNSHIP	ASHTABULA COUNTY	36300402200000 Other	0.0162%
Scio village	HARRISON COUNTY	36203400900000 Other	0.0002%
SCIOTO COUNTY	SCIOTO COUNTY	36107307300000 County	0.9402%
SCIOTO TOWNSHIP	DELAWARE COUNTY	36302101500000 Other	0.0020%
SCIOTO TOWNSHIP	PICKAWAY COUNTY	36306501200000 Other	0.0063%
SCIOTO TOWNSHIP	PIKE COUNTY	36306601100000 Other	0.0003%
SCIOTO TOWNSHIP	ROSS COUNTY	36307101300000 Other	0.0147%
SCIPIO TOWNSHIP	MEIGS COUNTY	36305301100000 Other	0.0005%
SCIPIO TOWNSHIP	SENECA COUNTY	36307401200000 Other	0.0006%
SCOTT TOWNSHIP	MARION COUNTY	36305101300000 Other	0.0001%
SCOTT TOWNSHIP	SANDUSKY COUNTY	36307200800000 Other	0.0009%
Scott village	MULTIPLE COUNTIES	36208100500000 Other	0.0006%
SEAL TOWNSHIP	PIKE COUNTY	36306601200000 Other	0.0013%
Seaman village	ADAMS COUNTY	36200100500000 Other	0.0025%
Sebring village	MAHONING COUNTY	36205000800000 Other	0.0079%
SENECA COUNTY	SENECA COUNTY	36107407400000 County	0.2801%
SENECA TOWNSHIP	MONROE COUNTY	36305601300000 Other	0.0000%
SENECA TOWNSHIP	NOBLE COUNTY	36306101200000 Other	0.0000%
Senecaville village	GUERNSEY COUNTY	36203001000000 Other	0.0008%
Seven Hills city	CUYAHOGA COUNTY	36201804700000 Other	0.0209%
Seven Mile village	BUTLER COUNTY	36200900900000 Other	0.0013%
Seville village	MEDINA COUNTY	36205200700000 Other	0.0055%
Shadyside village	BELMONT COUNTY	36200701300000 Other	0.0078%
Shaker Heights city	CUYAHOGA COUNTY	36201804800000 Other	0.1048%
SHALERSVILLE TOWNSHIP	PORTAGE COUNTY	36306701700000 Other	0.0001%
SHARON TOWNSHIP	FRANKLIN COUNTY	36302501600000 Other	0.0054%
SHARON TOWNSHIP	MEDINA COUNTY	36305201300000 Other	0.0058%
SHARON TOWNSHIP	RICHLAND COUNTY	36307001300000 Other	0.0001%
Sharonville city	MULTIPLE COUNTIES	36203102900000 Other	0.1284%
Shawnee Hills village	DELAWARE COUNTY	36202100600000 Other	0.0031%
SHAWNEE TOWNSHIP	ALLEN COUNTY	36300201000000 Other	0.0290%
Shawnee village	PERRY COUNTY	36206400900000 Other	0.0006%
Sheffield Lake city	LORAIN COUNTY	36204701100000 Other	0.0113%
SHEFFIELD TOWNSHIP	ASHTABULA COUNTY	36300402300000 Other	0.0013%
SHEFFIELD TOWNSHIP	LORAIN COUNTY	36304701900000 Other	0.0039%
Sheffield village	LORAIN COUNTY	36204701000000 Other	0.0383%
Shelby city	RICHLAND COUNTY	36207000700000 Other	0.0301%
SHELBY COUNTY	SHELBY COUNTY	36107507500000 County	0.2602%
Sherrodsville village	CARROLL COUNTY	36201000500000 Other	0.0011%
Sherwood village	DEFIANCE COUNTY	36202000400000 Other	0.0012%

## OneOhio Exhibit B

Revised 1/21/2020 12:30 PM

## OneOhio Exhibit B

Shiloh village	RICHLAND COUNTY	36207000800000 Other	0.0002%
Shreve village	WAYNE COUNTY	36208501200000 Other	0.0012%
Sidney city	SHELBY COUNTY	36207500800000 Other	0.0768%
Silver Lake village	SUMMIT COUNTY	36207701300000 Other	0.0087%
Silverton village	HAMILTON COUNTY	36203103000000 Other	0.0117%
Sinking Spring village	HIGHLAND COUNTY	36203600700000 Other	0.0019%
SMITH TOWNSHIP	BELMONT COUNTY	36300700900000 Other	0.0012%
SMITH TOWNSHIP	MAHONING COUNTY	36305001300000 Other	0.0056%
SMITHFIELD TOWNSHIP	JEFFERSON COUNTY	36304100900000 Other	0.0003%
Smithfield village	JEFFERSON COUNTY	36204101400000 Other	0.0022%
Smithville village	WAYNE COUNTY	36208501300000 Other	0.0012%
Solon city	CUYAHOGA COUNTY	36201804900000 Other	0.0576%
SOMERFORD TOWNSHIP	MADISON COUNTY	36304901200000 Other	0.0019%
SOMERS TOWNSHIP	PREBLE COUNTY	36306801000000 Other	0.0009%
Somerset village	PERRY COUNTY	36206401000000 Other	0.0013%
Somerville village	BUTLER COUNTY	36200901000000 Other	0.0002%
South Amherst village	LORAIN COUNTY	36204701200000 Other	0.0020%
SOUTH BLOOMFIELD TOWNSHIP	MORROW COUNTY	36305901300000 Other	0.0005%
South Bloomfield village	PICKAWAY COUNTY	36206500600000 Other	0.0013%
South Charleston village	CLARK COUNTY	36201200700000 Other	0.0027%
South Euclid city	CUYAHOGA COUNTY	36201805000000 Other	0.0416%
South Lebanon village	WARREN COUNTY	36208301000000 Other	0.0059%
South Point village	LAWRENCE COUNTY	36204400700000 Other	0.0061%
South Russell village	GEAUGA COUNTY	36202800500000 Other	0.0067%
South Salem village	ROSS COUNTY	36207100700000 Other	0.0006%
South Solon village	MADISON COUNTY	36204900500000 Other	0.0007%
South Vienna village	CLARK COUNTY	36201201000000 Other	0.0009%
South Webster village	SCIOTO COUNTY	36207300500000 Other	0.0025%
South Zanesville village	MUSKINGUM COUNTY	36206000800000 Other	0.0016%
SOUTHINGTON TOWNSHIP	TRUMBULL COUNTY	36307802100000 Other	0.0014%
Sparta village	MORROW COUNTY	36205900700000 Other	0.0001%
SPENCER TOWNSHIP	ALLEN COUNTY	36300201100000 Other	0.0002%
SPENCER TOWNSHIP	GUERNSEY COUNTY	36303001400000 Other	0.0002%
SPENCER TOWNSHIP	LUCAS COUNTY	36304800800000 Other	0.0025%
SPENCER TOWNSHIP	MEDINA COUNTY	36305201400000 Other	0.0001%
Spencer village	MEDINA COUNTY	36205200800000 Other	0.0016%
Spencerville village	ALLEN COUNTY	36200200900000 Other	0.0025%
SPRIGG TOWNSHIP	ADAMS COUNTY	36300101200000 Other	0.0001%
SPRING VALLEY TOWNSHIP	GREENE COUNTY	36302901000000 Other	0.0071%
Spring Valley village	GREENE COUNTY	36202900700000 Other	0.0001%
Springboro city	MULTIPLE COUNTIES	36208301100000 Other	0.0300%
Springdale city	HAMILTON COUNTY	36203150200000 Other	0.0692%
Springfield city	CLARK COUNTY	36201200800000 Other	0.4736%
SPRINGFIELD TOWNSHIP	CLARK COUNTY	36301201000000 Other	0.0105%
SPRINGFIELD TOWNSHIP	GALLIA COUNTY	36302701400000 Other	0.0010%
SPRINGFIELD TOWNSHIP	HAMILTON COUNTY	36303100900000 Other	0.1054%
SPRINGFIELD TOWNSHIP	JEFFERSON COUNTY	36304101000000 Other	0.0002%
SPRINGFIELD TOWNSHIP	LUCAS COUNTY	36304800900000 Other	0.0433%
SPRINGFIELD TOWNSHIP	MAHONING COUNTY	36305001400000 Other	0.0040%
SPRINGFIELD TOWNSHIP	RICHLAND COUNTY	36307001400000 Other	0.0177%
SPRINGFIELD TOWNSHIP	ROSS COUNTY	36307101400000 Other	0.0053%
SPRINGFIELD TOWNSHIP	SUMMIT COUNTY	36307701400000 Other	0.0470%

## OneOhio Exhibit B

Revised 1/21/2020 12:30 PM

## OneOhio Exhibit B

SPRINGFIELD TOWNSHIP	WILLIAMS COUNTY	36308601100000 Other	0.0005%
ST ALBANS TOWNSHIP	LICKING COUNTY	36304502400000 Other	0.0043%
ST CLAIR TOWNSHIP	BUTLER COUNTY	36300901100000 Other	0.0005%
ST CLAIR TOWNSHIP	COLUMBIANA COUNTY	36301501200000 Other	0.0168%
ST MARYS TOWNSHIP	AUGLAIZE COUNTY	36300601000000 Other	0.0002%
St. Bernard village	HAMILTON COUNTY	36203102800000 Other	0.0380%
St. Clairsville city	BELMONT COUNTY	36200701200000 Other	0.0188%
St. Henry village	MERCER COUNTY	36205400900000 Other	0.0014%
St. Louisville village	LICKING COUNTY	36204501200000 Other	0.0004%
St. Marys city	AUGLAIZE COUNTY	36200600600000 Other	0.0281%
St. Paris village	CHAMPAIGN COUNTY	36201100500000 Other	0.0038%
Stafford village	MONROE COUNTY	36205600800000 Other	0.0000%
STARK COUNTY	STARK COUNTY	36107607600000 County	1.5316%
STARR TOWNSHIP	HOCKING COUNTY	36303700900000 Other	0.0001%
STAUNTON TOWNSHIP	MIAMI COUNTY	36305501000000 Other	0.0004%
STERLING TOWNSHIP	BROWN COUNTY	36300801400000 Other	0.0043%
Steubenville city	JEFFERSON COUNTY	36204101500000 Other	0.1367%
STEUBENVILLE TOWNSHIP	JEFFERSON COUNTY	36304101100000 Other	0.0000%
STOCK TOWNSHIP	HARRISON COUNTY	36303401400000 Other	0.0003%
STOCK TOWNSHIP	NOBLE COUNTY	36306101400000 Other	0.0000%
Stockport village	MORGAN COUNTY	36205800400000 Other	0.0002%
STOKES TOWNSHIP	LOGAN COUNTY	36304601400000 Other	0.0048%
STOKES TOWNSHIP	MADISON COUNTY	36304901300000 Other	0.0008%
Stone Creek village	TUSCARAWAS COUNTY	36207901500000 Other	0.0001%
STONELICK TOWNSHIP	CLERMONT COUNTY	36301300900000 Other	0.0184%
Stoutsville village	FAIRFIELD COUNTY	36202380100000 Other	0.0001%
Stow city	SUMMIT COUNTY	36207750100000 Other	0.1476%
Strasburg village	TUSCARAWAS COUNTY	36207901600000 Other	0.0033%
Stratton village	JEFFERSON COUNTY	36204101600000 Other	0.0015%
Streetsboro city	PORTAGE COUNTY	36206780200000 Other	0.0206%
Strongsville city	CUYAHOGA COUNTY	36201805100000 Other	0.0739%
Struthers city	MAHONING COUNTY	36205000900000 Other	0.0253%
Stryker village	WILLIAMS COUNTY	36208600800000 Other	0.0017%
SUFFIELD TOWNSHIP	PORTAGE COUNTY	36306701900000 Other	0.0027%
Sugar Bush Knolls village	PORTAGE COUNTY	36206770100000 Other	0.0001%
SUGAR CREEK TOWNSHIP	ALLEN COUNTY	36300201200000 Other	0.0003%
SUGAR CREEK TOWNSHIP	PUTNAM COUNTY	36306901300000 Other	0.0002%
SUGAR CREEK TOWNSHIP	WAYNE COUNTY	36308501400000 Other	0.0004%
Sugar Grove village	FAIRFIELD COUNTY	36202301100000 Other	0.0002%
SUGARCREEK TOWNSHIP	GREENE COUNTY	36302901100000 Other	0.0470%
Sugarcreek village	TUSCARAWAS COUNTY	36207901700000 Other	0.0028%
SULLIVAN TOWNSHIP	ASHLAND COUNTY	36300301300000 Other	0.0017%
Summerfield village	NOBLE COUNTY	36206100600000 Other	0.0001%
SUMMIT TOWNSHIP	MONROE COUNTY	36305601400000 Other	0.0000%
Summitville village	COLUMBIANA COUNTY	36201501100000 Other	0.0005%
Sunbury village	DELAWARE COUNTY	36202100700000 Other	0.0082%
SUNFISH TOWNSHIP	PIKE COUNTY	36306601300000 Other	0.0001%
SWAN CREEK TOWNSHIP	FULTON COUNTY	36302601100000 Other	0.0048%
SWANTON TOWNSHIP	LUCAS COUNTY	36304801000000 Other	0.0015%
Swanton village	MULTIPLE COUNTIES	36202600600000 Other	0.0072%
SWITZERLAND TOWNSHIP	MONROE COUNTY	36305601600000 Other	0.0002%
SYCAMORE TOWNSHIP	HAMILTON COUNTY	36303101000000 Other	0.0584%

## OneOhio Exhibit B

Revised 1/21/2020 12:30 PM

## OneOhio Exhibit B

SYCAMORE TOWNSHIP	WYANDOT COUNTY	36308801200000 Other	0.0003%
Sycamore village	WYANDOT COUNTY	36208800600000 Other	0.0012%
Sylvania city	LUCAS COUNTY	36204800600000 Other	0.0527%
SYLVANIA TOWNSHIP	LUCAS COUNTY	36304801100000 Other	0.1248%
SYMMES TOWNSHIP	HAMILTON COUNTY	36303101100000 Other	0.0305%
SYMMES TOWNSHIP	LAWRENCE COUNTY	36304401000000 Other	0.0001%
Syracuse village	MEIGS COUNTY	36205300500000 Other	0.0005%
Tallmadge city	MULTIPLE COUNTIES	36207701400000 Other	0.0581%
Tarlton village	FAIRFIELD COUNTY	36206500700000 Other	0.0002%
TATE TOWNSHIP	CLERMONT COUNTY	36301301000000 Other	0.0267%
TAYLOR CREEK TOWNSHIP	HARDIN COUNTY	36303301400000 Other	0.0001%
Terrace Park village	HAMILTON COUNTY	36203103100000 Other	0.0057%
TEXAS TOWNSHIP	CRAWFORD COUNTY	36301701300000 Other	0.0003%
The Village of Indian Hill city	HAMILTON COUNTY	36203101600000 Other	0.0264%
THOMPSON TOWNSHIP	DELAWARE COUNTY	36302101600000 Other	0.0002%
THOMPSON TOWNSHIP	GEAUGA COUNTY	36302801500000 Other	0.0022%
THORN TOWNSHIP	PERRY COUNTY	36306401400000 Other	0.0007%
Thornville village	PERRY COUNTY	36206401100000 Other	0.0006%
Thurston village	FAIRFIELD COUNTY	36202301200000 Other	0.0014%
Tiffin city	SENECA COUNTY	36207400800000 Other	0.0704%
TIFFIN TOWNSHIP	DEFIANCE COUNTY	36302001100000 Other	0.0005%
Tiltonsville village	JEFFERSON COUNTY	36204101700000 Other	0.0017%
Timberlake village	LAKE COUNTY	36204301200000 Other	0.0023%
Tipp City city	MIAMI COUNTY	36205501000000 Other	0.0376%
Tiro village	CRAWFORD COUNTY	36201700700000 Other	0.0000%
Toledo city	LUCAS COUNTY	36204800700000 Other	1.0198%
Tontogany village	WOOD COUNTY	36208702000000 Other	0.0002%
Toronto city	JEFFERSON COUNTY	36204101800000 Other	0.0279%
TOWNSEND TOWNSHIP	HURON COUNTY	36303901800000 Other	0.0006%
TOWNSEND TOWNSHIP	SANDUSKY COUNTY	36307200900000 Other	0.0000%
Tremont City village	CLARK COUNTY	36201200900000 Other	0.0006%
Trenton city	BUTLER COUNTY	36200901100000 Other	0.0416%
TRENTON TOWNSHIP	DELAWARE COUNTY	36302101700000 Other	0.0001%
TRIMBLE TOWNSHIP	ATHENS COUNTY	36300501100000 Other	0.0023%
Trimble village	ATHENS COUNTY	36200501000000 Other	0.0004%
Trotwood city	MONTGOMERY COUNTY	36205701400000 Other	0.0812%
Troy city	MIAMI COUNTY	36205501100000 Other	0.0900%
TROY TOWNSHIP	ASHLAND COUNTY	36300301400000 Other	0.0002%
TROY TOWNSHIP	ATHENS COUNTY	36300501200000 Other	0.0009%
TROY TOWNSHIP	GEAUGA COUNTY	36302801600000 Other	0.0026%
TROY TOWNSHIP	RICHLAND COUNTY	36307001500000 Other	0.0035%
TROY TOWNSHIP	WOOD COUNTY	36308701700000 Other	0.0028%
TRUMBULL COUNTY	TRUMBULL COUNTY	36107807800000 County	2.0204%
TRUMBULL TOWNSHIP	ASHTABULA COUNTY	36300402400000 Other	0.0006%
TRURO TOWNSHIP	FRANKLIN COUNTY	36302501700000 Other	0.0493%
TULLY TOWNSHIP	VAN WERT COUNTY	36308100800000 Other	0.0008%
TURTLE CREEK TOWNSHIP	SHELBY COUNTY	36307501200000 Other	0.0003%
TURTLECREEK TOWNSHIP	WARREN COUNTY	36308300800000 Other	0.0071%
TUSCARAWAS COUNTY	TUSCARAWAS COUNTY	36107907900000 County	0.3722%
TUSCARAWAS TOWNSHIP	STARK COUNTY	36307601600000 Other	0.0021%
Tuscarawas village	TUSCARAWAS COUNTY	36207901800000 Other	0.0004%
TWIN TOWNSHIP	DARKE COUNTY	36301901500000 Other	0.0004%

## OneOhio Exhibit B

Revised 1/21/2020 12:30 PM



## OneOhio Exhibit B

TWIN TOWNSHIP	ROSS COUNTY	36307101500000 Other	0.0053%
Twinsburg city	SUMMIT COUNTY	36207701500000 Other	0.0834%
TYMOCHTEE TOWNSHIP	WYANDOT COUNTY	36308801300000 Other	0.0003%
Uhrichsville city	TUSCARAWAS COUNTY	36207901900000 Other	0.0102%
Union city	MULTIPLE COUNTIES	36205701500000 Other	0.0199%
Union City village	DARKE COUNTY	36201901600000 Other	0.0076%
UNION COUNTY	UNION COUNTY	36108008000000 County	0.3002%
UNION TOWNSHIP	AUGLAIZE COUNTY	36300601200000 Other	0.0002%
UNION TOWNSHIP	CARROLL COUNTY	36301001300000 Other	0.0001%
UNION TOWNSHIP	CHAMPAIGN COUNTY	36301101000000 Other	0.0000%
UNION TOWNSHIP	CLERMONT COUNTY	36301301100000 Other	0.3185%
UNION TOWNSHIP	CLINTON COUNTY	36301400900000 Other	0.0086%
UNION TOWNSHIP	FAYETTE COUNTY	36302400900000 Other	0.0014%
UNION TOWNSHIP	HIGHLAND COUNTY	36303601500000 Other	0.0112%
UNION TOWNSHIP	LAWRENCE COUNTY	36304401100000 Other	0.0012%
UNION TOWNSHIP	LICKING COUNTY	36304502500000 Other	0.0077%
UNION TOWNSHIP	LOGAN COUNTY	36304601500000 Other	0.0001%
UNION TOWNSHIP	MERCER COUNTY	36305401300000 Other	0.0005%
UNION TOWNSHIP	MIAMI COUNTY	36305501100000 Other	0.0038%
UNION TOWNSHIP	MUSKINGUM COUNTY	36306002300000 Other	0.0003%
UNION TOWNSHIP	PIKE COUNTY	36306601400000 Other	0.0001%
UNION TOWNSHIP	ROSS COUNTY	36307101600000 Other	0.0119%
UNION TOWNSHIP	TUSCARAWAS COUNTY	36307901700000 Other	0.0002%
UNION TOWNSHIP	UNION COUNTY	36308001200000 Other	0.0003%
UNION TOWNSHIP	VAN WERT COUNTY	36308100900000 Other	0.0003%
UNION TOWNSHIP	WARREN COUNTY	36308300900000 Other	0.0080%
Unionville Center village	UNION COUNTY	36208000500000 Other	0.0001%
Uniopolis village	AUGLAIZE COUNTY	36200600700000 Other	0.0002%
UNITY TOWNSHIP	COLUMBIANA COUNTY	36301501400000 Other	0.0001%
University Heights city	CUYAHOGA COUNTY	36201805200000 Other	0.0307%
Upper Arlington city	FRANKLIN COUNTY	36202502100000 Other	0.1198%
Upper Sandusky city	WYANDOT COUNTY	36208800700000 Other	0.0109%
UPPER TOWNSHIP	LAWRENCE COUNTY	36304401200000 Other	0.0007%
Urbana city	CHAMPAIGN COUNTY	36201100600000 Other	0.0575%
Urbancrest village	FRANKLIN COUNTY	36202502200000 Other	0.0003%
Utica village	MULTIPLE COUNTIES	36204501300000 Other	0.0045%
Valley Hi village	LOGAN COUNTY	36204680100000 Other	0.0001%
VALLEY TOWNSHIP	GUERNSEY COUNTY	36303001500000 Other	0.0005%
VALLEY TOWNSHIP	SCIOTO COUNTY	36307301400000 Other	0.0018%
Valley View village	CUYAHOGA COUNTY	36201805300000 Other	0.0159%
Valleyview village	FRANKLIN COUNTY	36202502300000 Other	0.0016%
VAN BUREN TOWNSHIP	DARKE COUNTY	36301901600000 Other	0.0003%
VAN BUREN TOWNSHIP	PUTNAM COUNTY	36306901500000 Other	0.0002%
VAN BUREN TOWNSHIP	SHELBY COUNTY	36307501300000 Other	0.0004%
Van Buren village	HANCOCK COUNTY	36203201000000 Other	0.0001%
Van Wert city	VAN WERT COUNTY	36208100600000 Other	0.0529%
VAN WERT COUNTY	VAN WERT COUNTY	36108108100000 County	0.1123%
Vandalia city	MONTGOMERY COUNTY	36205701600000 Other	0.0967%
Vanlue village	HANCOCK COUNTY	36203201100000 Other	0.0001%
Venedocia village	VAN WERT COUNTY	36208100700000 Other	0.0000%
VENICE TOWNSHIP	SENECA COUNTY	36307401500000 Other	0.0000%
Vermilion city	MULTIPLE COUNTIES	36202200800000 Other	0.0432%

## OneOhio Exhibit B

Revised 1/21/2020 12:30 PM

## OneOhio Exhibit B

VERMILION TOWNSHIP	ERIE COUNTY	36302201000000 Other	0.0013%
VERMILLION TOWNSHIP	ASHLAND COUNTY	36300301500000 Other	0.0005%
VERNON TOWNSHIP	CRAWFORD COUNTY	36301701500000 Other	0.0000%
VERNON TOWNSHIP	SCIOTO COUNTY	36307301500000 Other	0.0039%
VERNON TOWNSHIP	TRUMBULL COUNTY	36307802200000 Other	0.0006%
Verona village	MULTIPLE COUNTIES	36206800800000 Other	0.0012%
Versailles village	DARKE COUNTY	36201901700000 Other	0.0100%
VIENNA TOWNSHIP	TRUMBULL COUNTY	36307802300000 Other	0.0042%
VINTON COUNTY	VINTON COUNTY	36108208200000 County	0.1090%
VINTON TOWNSHIP	VINTON COUNTY	36308201100000 Other	0.0001%
Vinton village	GALLIA COUNTY	36202700600000 Other	0.0005%
VIOLET TOWNSHIP	FAIRFIELD COUNTY	36302301200000 Other	0.0622%
VIRGINIA TOWNSHIP	COSHOCTON COUNTY	36301602000000 Other	0.0001%
WABASH TOWNSHIP	DARKE COUNTY	36301901700000 Other	0.0000%
Wadsworth city	MEDINA COUNTY	36205200900000 Other	0.0761%
Waite Hill village	LAKE COUNTY	36204301300000 Other	0.0053%
Wakeman village	HURON COUNTY	36203900700000 Other	0.0018%
Walbridge village	WOOD COUNTY	36208702100000 Other	0.0029%
WALDO TOWNSHIP	MARION COUNTY	36305101500000 Other	0.0001%
Waldo village	MARION COUNTY	36205100800000 Other	0.0004%
WALNUT TOWNSHIP	FAIRFIELD COUNTY	36302301300000 Other	0.0087%
WALNUT TOWNSHIP	GALLIA COUNTY	36302701500000 Other	0.0001%
Walton Hills village	CUYAHOGA COUNTY	36201805400000 Other	0.0100%
Wapakoneta city	AUGLAIZE COUNTY	36200600800000 Other	0.0275%
WARD TOWNSHIP	HOCKING COUNTY	36303701000000 Other	0.0001%
Warren city	TRUMBULL COUNTY	36207800800000 Other	0.3520%
WARREN COUNTY	WARREN COUNTY	36108308300000 County	1.0504%
WARREN TOWNSHIP	BELMONT COUNTY	36300701200000 Other	0.0001%
WARREN TOWNSHIP	JEFFERSON COUNTY	36304101200000 Other	0.0004%
WARREN TOWNSHIP	TRUMBULL COUNTY	36307802400000 Other	0.0002%
WARREN TOWNSHIP	TUSCARAWAS COUNTY	36307901800000 Other	0.0002%
WARREN TOWNSHIP	WASHINGTON COUNTY	36308401900000 Other	0.0009%
Warrensville Heights city	CUYAHOGA COUNTY	36201805500000 Other	0.0361%
Warsaw village	COSHOCTON COUNTY	36201600600000 Other	0.0004%
WARWICK TOWNSHIP	TUSCARAWAS COUNTY	36307901900000 Other	0.0008%
WASHINGTON COUNTY	WASHINGTON COUNTY	36108408400000 County	0.3326%
Washington Court House city	FAYETTE COUNTY	36202400500000 Other	0.0376%
WASHINGTON TOWNSHIP	AUGLAIZE COUNTY	36300601300000 Other	0.0024%
WASHINGTON TOWNSHIP	BELMONT COUNTY	36300701300000 Other	0.0001%
WASHINGTON TOWNSHIP	BROWN COUNTY	36300801600000 Other	0.0012%
WASHINGTON TOWNSHIP	CARROLL COUNTY	36301001400000 Other	0.0002%
WASHINGTON TOWNSHIP	CLERMONT COUNTY	36301301200000 Other	0.0306%
WASHINGTON TOWNSHIP	CLINTON COUNTY	36301401100000 Other	0.0029%
WASHINGTON TOWNSHIP	COLUMBIANA COUNTY	36301501500000 Other	0.0006%
WASHINGTON TOWNSHIP	COSHOCTON COUNTY	36301602100000 Other	0.0001%
WASHINGTON TOWNSHIP	DARKE COUNTY	36301901800000 Other	0.0003%
WASHINGTON TOWNSHIP	DEFIANCE COUNTY	36302001200000 Other	0.0004%
WASHINGTON TOWNSHIP	FRANKLIN COUNTY	36302501800000 Other	0.1225%
WASHINGTON TOWNSHIP	GUERNSEY COUNTY	36303001600000 Other	0.0001%
WASHINGTON TOWNSHIP	HANCOCK COUNTY	36303201700000 Other	0.0009%
WASHINGTON TOWNSHIP	HARRISON COUNTY	36303401500000 Other	0.0003%
WASHINGTON TOWNSHIP	HENRY COUNTY	36303501300000 Other	0.0003%

## OneOhio Exhibit B

Revised 1/21/2020 12:30 PM

## OneOhio Exhibit B

WASHINGTON TOWNSHIP	HIGHLAND COUNTY	36303601600000 Other	0.0004%
WASHINGTON TOWNSHIP	HOCKING COUNTY	36303701100000 Other	0.0002%
WASHINGTON TOWNSHIP	HOLMES COUNTY	36303801400000 Other	0.0000%
WASHINGTON TOWNSHIP	JACKSON COUNTY	36304001200000 Other	0.0003%
WASHINGTON TOWNSHIP	LAWRENCE COUNTY	36304401300000 Other	0.0001%
WASHINGTON TOWNSHIP	LICKING COUNTY	36304502600000 Other	0.0008%
WASHINGTON TOWNSHIP	LOGAN COUNTY	36304601600000 Other	0.0018%
WASHINGTON TOWNSHIP	LUCAS COUNTY	36304801200000 Other	0.0071%
WASHINGTON TOWNSHIP	MERCER COUNTY	36305401400000 Other	0.0001%
WASHINGTON TOWNSHIP	MIAMI COUNTY	36305501200000 Other	0.0010%
WASHINGTON TOWNSHIP	MONROE COUNTY	36305601700000 Other	0.0000%
WASHINGTON TOWNSHIP	MONTGOMERY COUNTY	36305701300000 Other	0.1316%
WASHINGTON TOWNSHIP	MORROW COUNTY	36305901500000 Other	0.0002%
WASHINGTON TOWNSHIP	MUSKINGUM COUNTY	36306002400000 Other	0.0015%
WASHINGTON TOWNSHIP	PAULDING COUNTY	36306301200000 Other	0.0000%
WASHINGTON TOWNSHIP	PICKAWAY COUNTY	36306501400000 Other	0.0004%
WASHINGTON TOWNSHIP	PREBLE COUNTY	36306801200000 Other	0.0007%
WASHINGTON TOWNSHIP	RICHLAND COUNTY	36307001600000 Other	0.0012%
WASHINGTON TOWNSHIP	SANDUSKY COUNTY	36307201000000 Other	0.0007%
WASHINGTON TOWNSHIP	SCIOTO COUNTY	36307301600000 Other	0.0113%
WASHINGTON TOWNSHIP	SHELBY COUNTY	36307501400000 Other	0.0001%
WASHINGTON TOWNSHIP	STARK COUNTY	36307601700000 Other	0.0007%
WASHINGTON TOWNSHIP	WOOD COUNTY	36308701800000 Other	0.0002%
Washingtonville village	MULTIPLE COUNTIES	36201501200000 Other	0.0014%
WATERFORD TOWNSHIP	WASHINGTON COUNTY	36308402000000 Other	0.0050%
WATERLOO TOWNSHIP	ATHENS COUNTY	36300501300000 Other	0.0007%
WATERTOWN TOWNSHIP	WASHINGTON COUNTY	36308402100000 Other	0.0002%
Waterville city	LUCAS COUNTY	36204800800000 Other	0.0125%
WATERVILLE TOWNSHIP	LUCAS COUNTY	36304801300000 Other	0.0016%
Wauseon city	FULTON COUNTY	36202600700000 Other	0.0277%
Waverly village	PIKE COUNTY	36206600300000 Other	0.0077%
WAYNE COUNTY	WAYNE COUNTY	36108508500000 County	0.2258%
Wayne Lakes village	DARKE COUNTY	36201960100000 Other	0.0075%
WAYNE TOWNSHIP	ADAMS COUNTY	36300101400000 Other	0.0013%
WAYNE TOWNSHIP	ASHTABULA COUNTY	36300402500000 Other	0.0005%
WAYNE TOWNSHIP	AUGLAIZE COUNTY	36300601400000 Other	0.0004%
WAYNE TOWNSHIP	BELMONT COUNTY	36300701400000 Other	0.0001%
WAYNE TOWNSHIP	BUTLER COUNTY	36300901300000 Other	0.0007%
WAYNE TOWNSHIP	CHAMPAIGN COUNTY	36301101200000 Other	0.0015%
WAYNE TOWNSHIP	CLERMONT COUNTY	36301301300000 Other	0.0021%
WAYNE TOWNSHIP	CLINTON COUNTY	36301401200000 Other	0.0002%
WAYNE TOWNSHIP	COLUMBIANA COUNTY	36301501600000 Other	0.0006%
WAYNE TOWNSHIP	DARKE COUNTY	36301901900000 Other	0.0000%
WAYNE TOWNSHIP	FAYETTE COUNTY	36302401000000 Other	0.0001%
WAYNE TOWNSHIP	JEFFERSON COUNTY	36304101300000 Other	0.0021%
WAYNE TOWNSHIP	MONROE COUNTY	36305601800000 Other	0.0000%
WAYNE TOWNSHIP	MUSKINGUM COUNTY	36306002500000 Other	0.0001%
WAYNE TOWNSHIP	NOBLE COUNTY	36306101500000 Other	0.0001%
WAYNE TOWNSHIP	PICKAWAY COUNTY	36306501500000 Other	0.0000%
WAYNE TOWNSHIP	TUSCARAWAS COUNTY	36307902100000 Other	0.0004%
WAYNE TOWNSHIP	WARREN COUNTY	36308301100000 Other	0.0038%
Wayne village	WOOD COUNTY	36208702200000 Other	0.0008%

## OneOhio Exhibit B

Revised 1/21/2020 12:30 PM

## OneOhio Exhibit B

Waynesburg village	STARK COUNTY	36207601800000 Other	0.0012%
Waynesfield village	AUGLAIZE COUNTY	36200600900000 Other	0.0008%
Waynesville village	WARREN COUNTY	36208301200000 Other	0.0046%
WEATHERSFIELD TOWNSHIP	TRUMBULL COUNTY	36307802500000 Other	0.0250%
WELLER TOWNSHIP	RICHLAND COUNTY	36307001700000 Other	0.0004%
Wellington village	LORAIN COUNTY	36204701400000 Other	0.0165%
WELLS TOWNSHIP	JEFFERSON COUNTY	36304101400000 Other	0.0101%
Wellston city	JACKSON COUNTY	36204000400000 Other	0.0406%
Wellsville village	COLUMBIANA COUNTY	36201501300000 Other	0.0126%
WESLEY TOWNSHIP	WASHINGTON COUNTY	36308402200000 Other	0.0001%
West Alexandria village	PREBLE COUNTY	36206800900000 Other	0.0100%
West Carrollton city	MONTGOMERY COUNTY	36205701700000 Other	0.0604%
WEST CHESTER TOWNSHIP	BUTLER COUNTY	36300901200000 Other	0.3737%
West Elkton village	PREBLE COUNTY	36206801000000 Other	0.0027%
West Farmington village	TRUMBULL COUNTY	36207800900000 Other	0.0002%
West Jefferson village	MADISON COUNTY	36204900600000 Other	0.0159%
West Lafayette village	COSHOCTON COUNTY	36201600700000 Other	0.0026%
West Leipsic village	PUTNAM COUNTY	36206901500000 Other	0.0002%
West Liberty village	LOGAN COUNTY	36204600900000 Other	0.0035%
West Manchester village	PREBLE COUNTY	36206801100000 Other	0.0025%
West Mansfield village	LOGAN COUNTY	36204601000000 Other	0.0001%
West Millgrove village	WOOD COUNTY	36208702300000 Other	0.0001%
West Milton village	MIAMI COUNTY	36205501200000 Other	0.0098%
West Rushville village	FAIRFIELD COUNTY	36202301300000 Other	0.0001%
West Salem village	WAYNE COUNTY	36208501400000 Other	0.0005%
WEST TOWNSHIP	COLUMBIANA COUNTY	36301501700000 Other	0.0006%
West Union village	ADAMS COUNTY	36200100600000 Other	0.0112%
West Unity village	WILLIAMS COUNTY	36208600900000 Other	0.0015%
Westerville city	MULTIPLE COUNTIES	36202502400000 Other	0.2123%
Westfield Center village	MEDINA COUNTY	36205200400000 Other	0.0015%
WESTFIELD TOWNSHIP	MEDINA COUNTY	36305201600000 Other	0.0022%
Westlake city	CUYAHOGA COUNTY	36201805600000 Other	0.0471%
WESTLAND TOWNSHIP	GUERNSEY COUNTY	36303001700000 Other	0.0000%
WESTON TOWNSHIP	WOOD COUNTY	36308702000000 Other	0.0001%
Weston village	WOOD COUNTY	36208702400000 Other	0.0009%
Wharton village	WYANDOT COUNTY	36208800800000 Other	0.0000%
WHEELING TOWNSHIP	BELMONT COUNTY	36300701500000 Other	0.0005%
WHEELING TOWNSHIP	GUERNSEY COUNTY	36303001800000 Other	0.0000%
WHETSTONE TOWNSHIP	CRAWFORD COUNTY	36301701600000 Other	0.0003%
WHITE EYES TOWNSHIP	COSHOCTON COUNTY	36301602200000 Other	0.0002%
Whitehall city	FRANKLIN COUNTY	36202502500000 Other	0.0708%
Whitehouse village	LUCAS COUNTY	36204800900000 Other	0.0191%
WHITEWATER TOWNSHIP	HAMILTON COUNTY	36303101200000 Other	0.0073%
Wickliffe city	LAKE COUNTY	36204301400000 Other	0.0543%
WILKESVILLE TOWNSHIP	VINTON COUNTY	36308201200000 Other	0.0005%
Wilkesville village	VINTON COUNTY	36208200300000 Other	0.0001%
Willard city	HURON COUNTY	36203900800000 Other	0.0339%
WILLIAMS COUNTY	WILLIAMS COUNTY	36108608600000 County	0.1507%
WILLIAMSBURG TOWNSHIP	CLERMONT COUNTY	36301301400000 Other	0.0138%
Williamsburg village	CLERMONT COUNTY	36201301200000 Other	0.0064%
WILLIAMSFIELD TOWNSHIP	ASHTABULA COUNTY	36300402600000 Other	0.0005%
Williamsport village	PICKAWAY COUNTY	36206500800000 Other	0.0004%

## OneOhio Exhibit B

Revised 1/21/2020 12:30 PM

## OneOhio Exhibit B

Willoughby city	LAKE COUNTY	36204301500000 Other	0.1356%
Willoughby Hills city	LAKE COUNTY	36204301600000 Other	0.0528%
Willowick city	LAKE COUNTY	36204301700000 Other	0.0540%
WILLS TOWNSHIP	GUERNSEY COUNTY	36303001900000 Other	0.0001%
Willshire village	VAN WERT COUNTY	36208100800000 Other	0.0007%
Wilmington city	CLINTON COUNTY	36201400800000 Other	0.1278%
Wilmot village	STARK COUNTY	36207601900000 Other	0.0024%
WILSON TOWNSHIP	CLINTON COUNTY	36301401300000 Other	0.0007%
Wilson village	BELMONT COUNTY	36205650100000 Other	0.0001%
Winchester village	ADAMS COUNTY	36200100700000 Other	0.0034%
WINDHAM TOWNSHIP	PORTAGE COUNTY	36306702000000 Other	0.0001%
Windham village	PORTAGE COUNTY	36206700800000 Other	0.0030%
WINDSOR TOWNSHIP	ASHTABULA COUNTY	36300402700000 Other	0.0006%
WINDSOR TOWNSHIP	LAWRENCE COUNTY	36304401400000 Other	0.0007%
WINDSOR TOWNSHIP	MORGAN COUNTY	36305801300000 Other	0.0005%
Wintersville village	JEFFERSON COUNTY	36204101900000 Other	0.0170%
WOOD COUNTY	WOOD COUNTY	36108708700000 County	0.6018%
Woodlawn village	HAMILTON COUNTY	36203103200000 Other	0.0241%
Woodmere village	CUYAHOGA COUNTY	36201805800000 Other	0.0007%
Woodsfield village	MONROE COUNTY	36205600900000 Other	0.0011%
Woodstock village	CHAMPAIGN COUNTY	36201100700000 Other	0.0002%
WOODVILLE TOWNSHIP	SANDUSKY COUNTY	36307201100000 Other	0.0020%
Woodville village	SANDUSKY COUNTY	36207200700000 Other	0.0034%
Wooster city	WAYNE COUNTY	36208501500000 Other	0.4046%
WOOSTER TOWNSHIP	WAYNE COUNTY	36308501600000 Other	0.0017%
Worthington city	FRANKLIN COUNTY	36202502600000 Other	0.0820%
WORTHINGTON TOWNSHIP	RICHLAND COUNTY	36307001800000 Other	0.0018%
Wren village	VAN WERT COUNTY	36208100900000 Other	0.0008%
WYANDOT COUNTY	WYANDOT COUNTY	36108808800000 County	0.0959%
Wyoming city	HAMILTON COUNTY	36203103300000 Other	0.0220%
Xenia city	GREENE COUNTY	36202900800000 Other	0.1268%
XENIA TOWNSHIP	GREENE COUNTY	36302901200000 Other	0.0076%
Yankee Lake village	TRUMBULL COUNTY	36207801000000 Other	0.0000%
YELLOW CREEK TOWNSHIP	COLUMBIANA COUNTY	36301501800000 Other	0.0011%
Yellow Springs village	GREENE COUNTY	36202900900000 Other	0.0142%
YORK TOWNSHIP	ATHENS COUNTY	36300501400000 Other	0.0006%
YORK TOWNSHIP	FULTON COUNTY	36302601200000 Other	0.0062%
YORK TOWNSHIP	MEDINA COUNTY	36305201700000 Other	0.0023%
YORK TOWNSHIP	SANDUSKY COUNTY	36307201200000 Other	0.0006%
YORK TOWNSHIP	TUSCARAWAS COUNTY	36307902200000 Other	0.0008%
YORK TOWNSHIP	VAN WERT COUNTY	36308101200000 Other	0.0001%
Yorkshire village	DARKE COUNTY	36201901800000 Other	0.0008%
Yorkville village	MULTIPLE COUNTIES	36204102000000 Other	0.0012%
Youngstown city	MULTIPLE COUNTIES	36205001000000 Other	0.5752%
Zaleski village	VINTON COUNTY	36208200400000 Other	0.0001%
ZANE TOWNSHIP	LOGAN COUNTY	36304601700000 Other	0.0013%
Zanesfield village	LOGAN COUNTY	36204601100000 Other	0.0001%
Zanesville city	MUSKINGUM COUNTY	36206001000000 Other	0.1371%
Zoar village	TUSCARAWAS COUNTY	36207902000000 Other	0.0002%

Totals

100.0000%

## OneOhio Exhibit B

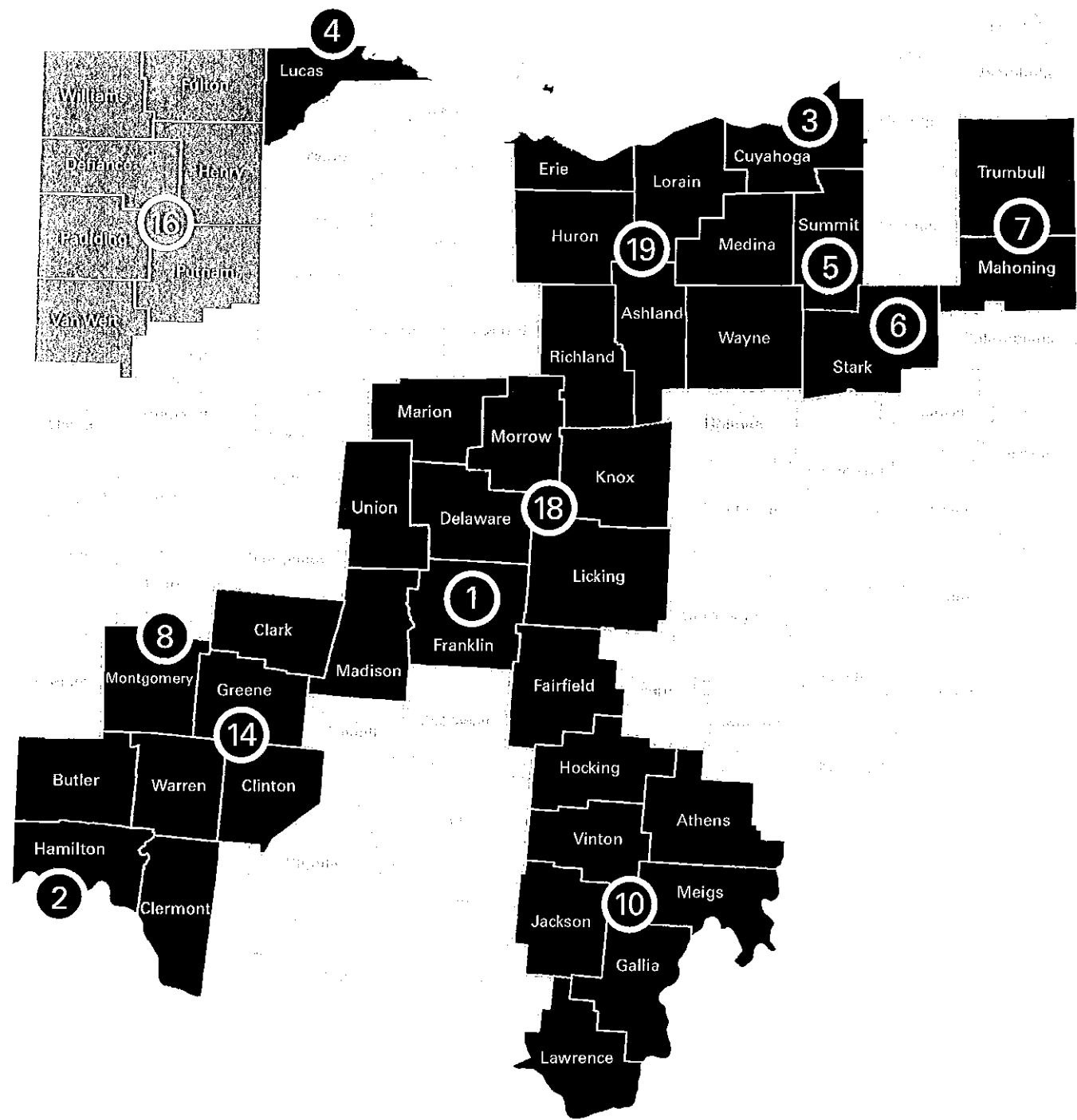
Revised 1/21/2020 12:30 PM

**\*\*\***

**Pages 42 - 82 of the original OneOhio Exhibit B are blank.  
Those blank pages are omitted from this document.**

**\*\*\***

# Regional Breakdown



<b>Region</b>	<b>Regional Allocation With Summit and Cuyahoga County</b>	<b>Regional Allocation Without Summit and Cuyahoga County</b>
Region 01	10.321850%	11.352740%
Region 02	8.525440%	9.376910%
Region 03	9.435460%	3.685690%
Region 04	4.275780%	4.702820%
Region 05	4.946690%	2.145470%
Region 06	2.452670%	2.697630%
Region 07	5.117580%	5.628690%
Region 08	7.452290%	8.196580%
Region 09	4.885790%	5.373750%
Region 10	2.534090%	2.787170%
Region 11	2.973060%	3.269990%
Region 12	2.052720%	2.257740%
Region 13	4.401160%	4.840720%
Region 14	12.756300%	14.030320%
Region 15	3.421220%	3.762910%
Region 16	1.166070%	1.282540%
Region 17	2.857140%	3.142490%
Region 18	4.247200%	4.671380%
Region 19	6.177480%	6.794450%
<b>Grand Total</b>	<b>100%</b>	<b>100%</b>